

John Deere 640PF Cutting Platform Technical Service Manual (TM5ZN53786)

300GLC Excavator Repair

REPAIR TECHNICAL MANUAL
300GLC (PIN: 1FF300GX_ F710002-)
TM13264X19 01NOV15 (ENGLISH)

For complete service information also see:

300GLC Excavator Diagnostic	TM13263X19
JDLink (MTG) Technical Manual	TM114519
PowerTech 6068 OEM Diesel Engines (Final Tier 4/Stage IV Platform)	CTM120019



John Deere Construction and Forestry

Type: Service Manual

Language: English

Pages: 135

Format: PDF

Features: Bookmarked, searchable, printable

Compatibility: Windows/Mac/Tablet/Mobile


This service manual contains important information for the maintenance, troubleshooting and servicing of the **John Deere 640PF Cutting Platform Technical Service Manual (TM5ZN53786)**

In this manual you will find detailed specifications, illustrations, schematics, diagrams and step-by-step procedures to properly service and diagnose the machine to the manufacturer's standards.

Contents:

- General Information
- Specifications
- Serial Number Location
- Engine Specifications
- Engine Diagnostics
- Engine Tests and Adjustments
- Engine Repair
- Power Train
- Transmission
- Axles
- Differential
- PTO
- Hydraulic System
- Electrical System
- Electrical Tests and Diagnostics
- Wiring Diagram / Schematic
- Ignition and Charging
- Steering
- Brakes
- Wheels
- Operator's Platform
- Body Panels
- Disassembly and Assembly
- Diagnostics, Tests and Adjustments
- Troubleshooting
- and much more...

Please note this manual is in **downloadable PDF format only**. If you have any questions about this product or would like to request sample pages, please contact us and reference the product name or SKU.


**LEGEND:**

- 5 Cap Screw (3 used)
- 6 Dosing Control Line
- 7 Exhaust Temperature Sensor Line

Exhaust Aftertreatment Assembly

Remove cap screws (5) and set bracket, dosing control line (6), and exhaust temperature sensor line (7) aside.

[6] -


**LEGEND:**

- B5215 Selective Catalytic Reduction (SCR) Outlet Temperature Sensor
- B5218 Aftertreatment Outlet NOx Sensor

Selective Catalytic Reduction (SCR) Sensors

Install identification tags and remove sensors (B5215, B5218) and set aside.

[7] -

**LEGEND:**

- 8 Clamp
- 9 Diesel Exhaust Fluid (DEF) Decomposition Tube
- 10 Cap Screw (4 used)
- 11 Selective Catalytic Reduction (SCR) Assembly
- B5216 Selective Catalytic Reduction (SCR) Inlet Temperature Sensor

Selective Catalytic Reduction (SCR) Assembly

Install identification tags and remove sensor (B5216).



Thank you very much
for your reading.
Please click here
to get more information.