

# John Deere 710K (T3/S3A) Backhoe Loader (PIN: 1T0710KX\_D219607-) Service Repair Manual (TM12512)

710K Backhoe Loader  
Repair



**REPAIR TECHNICAL MANUAL**

**Backhoe Loades (T3/S3A) models 710K ( PIN: 1T0710KX\*\*D219607-)**


TM12512 14 JAN 16 (ENGLISH)

For complete service information also see:

710K Backhoe Loader Diagnostic	TM12511
JDLink (MTG) Technical Manual	TM114519
PowerTech E 4.5 and 6.8L Diesel Engines Level 16 Electronic Fuel System With Denso HPCR	CTM502
Front Wheel Drive Axles, A5 and M5 Series	CTM4687
Super Caddy Oil	CTM310
120 Series Hydraulic Cylinders	CTM104
125 Series Hydraulic Cylinders	CTM104
PowerTech 4.5L & 6.8L Diesel Engines (Tier 1/Stage I, Tier 2/Stage II, Tier 3/Stage IIIA, Tier 3/Stage IIIB, (Base Engine)	CTM104
100 Series Hydraulic Cylinders	CTM103519
COOLANT HEATER SERVICE MANUAL	CTM10090X19

**PDF**  **DOWNLOAD** 

John Deere Construction and Forestry  
Printed by Belgreen



TM12512

**Covers:** 710K,1T0710KX\*\*D219607-)

**Type:** Service Manual

**Language:** English

**Pages:** 671

**Format:** PDF

**Features:** Bookmarked, searchable, printable

**Compatibility:** Windows/Mac/Tablet/Mobile

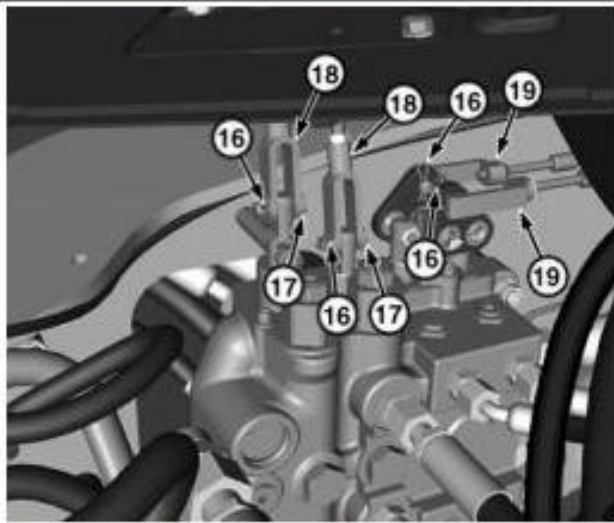
This service manual contains important information for the maintenance, troubleshooting and servicing of the **John Deere 710K (T3/S3A) Backhoe Loader (PIN: 1T0710KX\_D219607-) Service Repair Manual (TM12512)**

In this manual you will find detailed specifications, illustrations, schematics, diagrams and step-by-step procedures to properly service and diagnose the machine to the manufacturer's standards.

**Contents:**

- General Information
- Specifications
- Serial Number Location
- Engine Specifications
- Engine Diagnostics
- Engine Tests and Adjustments
- Engine Repair
- Power Train
- Transmission
- Axles
- Differential
- PTO
- Hydraulic System
- Electrical System
- Electrical Tests and Diagnostics
- Wiring Diagram / Schematic
- Ignition and Charging
- Steering
- Brakes
- Wheels
- Operator's Platform
- Body Panels
- Disassembly and Assembly
- Diagnostics, Tests and Adjustments
- Troubleshooting
- and much more...

Please note this manual is in **downloadable PDF format only**. If you have any questions about this product or would like to request sample pages, please contact us and reference the product name or SKU.

**LEGEND:**

- 16 Spring Pin (4 used)
- 17 Pin Fastener (2 used)
- 18 Linkage Rod (2 used)
- 19 Stabilizer Control (2 used)

**Stabilizer and Loader Valve Linkage**

Remove spring pins (16).


**[20]** - Remove pin fasteners (17), linkage rods (18), and stabilizer controls (19).

**[21]** - Remove backhoe control valve linkage [see Backhoe Control Valve Linkage Remove and Install—Two Lever](#) (Group 3315.) and backhoe pedal [see Backhoe Auxiliary Pedal Remove and Install—Fifth and Sixth Functions](#). (Group 3315.)

**[22]** -

**→NOTE:**

Cap and plug pilot control valve and hoses using 62H1028 and 62H1029 Snap-to-Connect (STC)™ Plugs, and 62H1036 and 62H1035 Caps. Order caps and plugs through your authorized dealer.

**Pilot Control Hose Connections**



Thank you very much  
for your reading.  
Please click here  
to get more information.