


# John Deere 770G, 770GP, 772G, 772GP (SN.F678818-680877) Motor Graders Diagnostic Manual (TM14070X19)



4995 Self-Propelled  
Windrower Repair



**REPAIR TECHNICAL MANUAL**  
**Self-Propelled Windrowers models 4995**  
TM2035 28 SEP 04 (ENGLISH)


**For complete service information also see:**

100 Series Hydraulic Cylinders	TM-H100A
994 (4 and 4.5 Meter)Rotary Platform	TM2051
995 (5 Meter)Rotary Platform Repair	TM2039
4995 Self-Propelled Windrower Diagnostic	TM2036
GreenStar 2 Diagnostic	TM1061
Alternators and Stators	
PowerTech 4.5L and 6.8L Diesel Engines	
120 Series Hydraulic Cylinders	
120 Series Hydraulic Cylinders	
PowerTech 4.5L & 6.8L Diesel Engines, Tier 1, Tier 2/Stage II, Tier 3/Stage IIIA, Tier 3/Stage IIA Tier 3/Stage III, (Base Engine)	CTM104

**DOWNLOAD**

John Deere Agriculture  
Printed by Belgreen



TM2035

**Covers:** 770G,1DW770GX\_,\_F678818,680877),770GP,1DW770GP\_,\_

**Type:** Service Manual

**Language:** English

**Pages:** 1181

**Format:** PDF

**Features:** Bookmarked, searchable, printable

**Compatibility:** Windows/Mac/Tablet/Mobile

This service manual contains important information for the maintenance, troubleshooting and servicing of the **John Deere 770G, 770GP, 772G, 772GP (SN.F678818-680877) Motor Graders Diagnostic Manual (TM14070X19)**

In this manual you will find detailed specifications, illustrations, schematics, diagrams and step-by-step procedures to properly service and diagnose the machine to the manufacturer's standards.

**Contents:**

- General Information
- Specifications
- Serial Number Location
- Engine Specifications
- Engine Diagnostics
- Engine Tests and Adjustments
- Engine Repair
- Power Train
- Transmission
- Axles
- Differential
- PTO
- Hydraulic System
- Electrical System
- Electrical Tests and Diagnostics
- Wiring Diagram / Schematic
- Ignition and Charging
- Steering
- Brakes
- Wheels
- Operator's Platform
- Body Panels
- Disassembly and Assembly
- Diagnostics, Tests and Adjustments
- Troubleshooting
- and much more...

Please note this manual is in **downloadable PDF format only**. If you have any questions about this product or would like to request sample pages, please contact us and reference the product name or SKU.

## Disassemble Meter Speed Transmission

[1] -



**LEGEND:**

A Level/Fill Plug

### **Meter Speed Transmission Fill Plug**

Remove level/fill plug (A) and drain oil from transmission. Approximate oil capacity is 3.8 L (4.0 qt).

[2] -



**LEGEND:**

A Spring Pin  
B Snap Ring


### **Meter Speed Trans Spring Pin and Snap Ring**

Remove spring pin (A) and snap ring (B).

[3] - Slide shaft from housing.

[4] - Remove bevel gears and thrust washers.

[5] -



**LEGEND:**

A Key  
B Thrust Washer

### **Meter Speed Transmission Key & Washer**

Remove key (A) and thrust washer (B).

[6] - Remove grease seals.



Thank you very much  
for your reading.  
Please click here  
to get more information.