

John Deere 85G (FT4) Excavator Service Repair Technical Manual (TM12870)

**XUV865E, XUV865M and
XUV865R Gator™ Utility
Vehicles
(SN. 010001-)**



JOHN HARE



COLLECTION

TECHNICAL MANUAL

**XUV865E, XUV865M and XUV865R Gator™ Utility
Vehicles (SN. 010001-)**

TM145619 01DEC18 (ENGLISH)



John Deere Horicon Works

Covers: 85G,1FF085GX__J017001-)

Type: Service Manual

Language: English

Pages: 518

Format: PDF

Features: Bookmarked, searchable, printable

Compatibility: Windows/Mac/Tablet/Mobile

This service manual contains important information for the maintenance, troubleshooting and servicing of the **John Deere 85G (FT4) Excavator Service Repair Technical Manual (TM12870)**

In this manual you will find detailed specifications, illustrations, schematics, diagrams and step-by-step procedures to properly service and diagnose the machine to the manufacturer's standards.

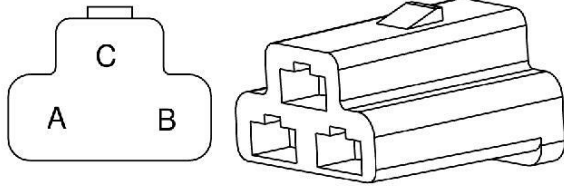
Contents:

- General Information
- Specifications
- Serial Number Location
- Engine Specifications
- Engine Diagnostics
- Engine Tests and Adjustments
- Engine Repair
- Power Train
- Transmission
- Axles
- Differential
- PTO
- Hydraulic System
- Electrical System
- Electrical Tests and Diagnostics
- Wiring Diagram / Schematic
- Ignition and Charging
- Steering
- Brakes
- Wheels
- Operator's Platform
- Body Panels
- Disassembly and Assembly
- Diagnostics, Tests and Adjustments
- Troubleshooting
- and much more...

Please note this manual is in **downloadable PDF format only**. If you have any questions about this product or would like to request sample pages, please contact us and reference the product name or SKU.

Connector Information

XX7 Tail Light Jumper Connector



PY47393-UN: Tail Light Jumper Connector

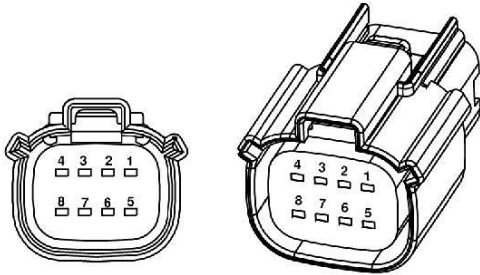
<i>XX7 Tail Light Jumper Connector</i>	
<i>Terminal</i>	<i>Circuit Number</i>
A	1537A VT
B	1301A BU
C	1289A WH

PR59899,00005F2-19-20171130

XX11 Front Attachment Connector

NOTE:

(E)= E- Series; (R) = R or M- Series (with A/C); (M) = M- Series (without A/C)



PY46261-UN: Front Attachment Connector

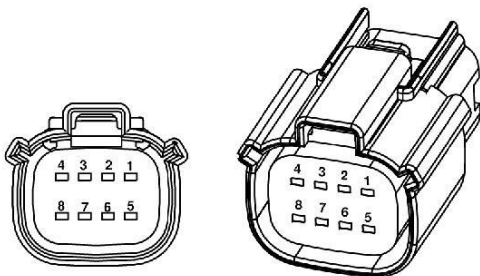
<i>XX11 Front Attachment Connector</i>	
<i>Terminal</i>	<i>Circuit Number</i>
1	8985A WH
2	(E) 0241B YE (M, R) 0131I YE
3	0954F YE
4	0955F GN
5	8986A GY
6	8987A OG
7	8988A VT
8	—

PR59899,00005F3-19-20171130

XX12 Rear Attachment Connector

NOTE:

(E)= E- Series; (R) = R or M- Series (with A/C); (M) = M- Series (without A/C)



PY46261-UN: Rear Attachment Connector

<i>XX12 Rear Attachment Connector</i>	
<i>Terminal</i>	<i>Circuit Number</i>
1	8989A GY
2	(E) 0241A YE (M, R) 0131J YE
3	0954D YE
4	0955D GN
5	8990A OG
6	8991A BU
7	8992A GN
8	—

PR59899,00005F4-19-20171130

XX14 Front Attachment Power Connectors

(E)= E- Series; (R) = R or M- Series (with A/C); (M) = M- Series (without A/C)

NOTE:



Thank you very much
for your reading.
Please click here
to get more information.