


John Deere 870G, 870GP, 872G, 872GP (SN.656729-678817) Motor Grader Service Repair Manual (TM13070X19)




326E Skid Steer Loader
with EH Controls
Diagnostic




OPERATION AND TEST MANUAL
IT4/S3A models 326E (PIN: 1T0326E*G254998-)**
TM13090X19 21 OCT 15 (ENGLISH)

For complete service information also see:

326E Skid Steer Loader (EH Controls) Repair	TM13093X19
Yanmar 4TNV98 and 4TNV98T Diesel Engines (Interim Tier 4/Stage IIIB platform)	CTM130319
120 Series Hydraulic Cylinders	CTM120519

  **DOWNLOAD** 

John Deere Construction and Forestry
Printed by Belgreen



TM13090X19

Covers: 870G,1DW870G***C656729-678817;;1DW870G***D656729-678817

Type: Service Manual

Language: English

Pages: 576

Format: PDF

Features: Bookmarked, searchable, printable

Compatibility: Windows/Mac/Tablet/Mobile

This service manual contains important information for the maintenance, troubleshooting and servicing of the **John Deere 870G, 870GP, 872G, 872GP (SN.656729-678817) Motor Grader Service Repair Manual (TM13070X19)**

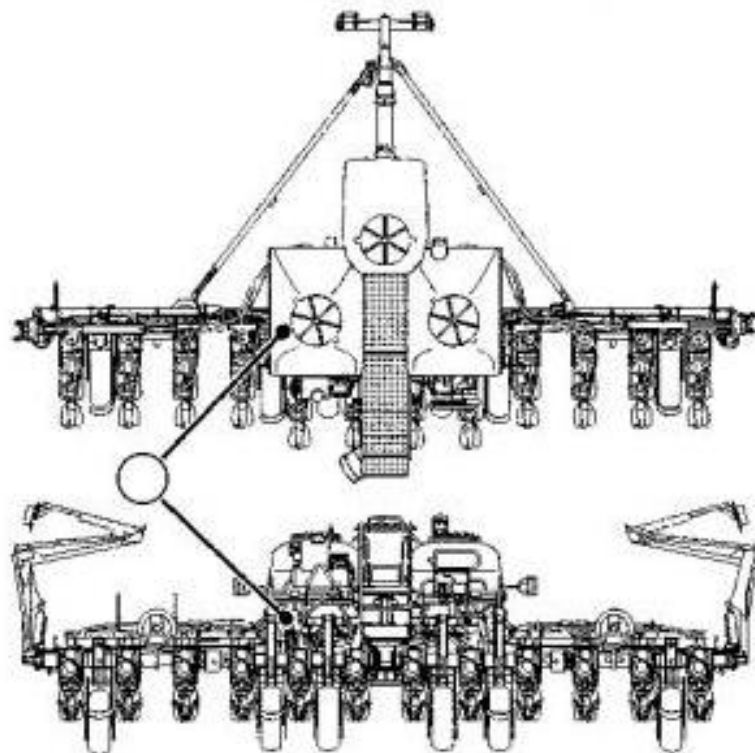
In this manual you will find detailed specifications, illustrations, schematics, diagrams and step-by-step procedures to properly service and diagnose the machine to the manufacturer's standards.

Contents:

- General Information
- Specifications
- Serial Number Location
- Engine Specifications
- Engine Diagnostics
- Engine Tests and Adjustments
- Engine Repair
- Power Train
- Transmission
- Axles
- Differential
- PTO
- Hydraulic System
- Electrical System
- Electrical Tests and Diagnostics
- Wiring Diagram / Schematic
- Ignition and Charging
- Steering
- Brakes
- Wheels
- Operator's Platform
- Body Panels
- Disassembly and Assembly
- Diagnostics, Tests and Adjustments
- Troubleshooting
- and much more...

Please note this manual is in **downloadable PDF format only**. If you have any questions about this product or would like to request sample pages, please contact us and reference the product name or SKU.

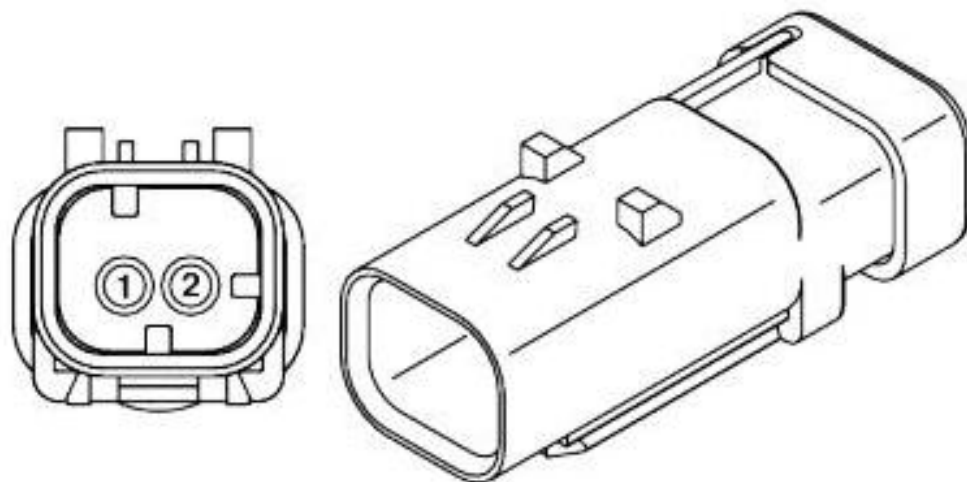
XA15 — Left CAN Bus Primary Terminator Connector



Location Graphic



Machine Graphic



End View



Thank you very much
for your reading.
Please click here
to get more information.