

John Deere 903M, 953M, 959M (SN.C317982-,D317982-) Tracked Feller Buncher Repair Manual (TM14264X19)

670G, 670GP, 672G, and
672GP Motor Graders
Diagnostic

OPERATION AND TEST MANUAL



T2/S2 models 670G, 670GP, 672G, 672GP (PIN: 1DW67*G*C656729-;
1DW67*G***D656729-)**

TM13065X19 10 MAR 16 (ENGLISH)



For complete service information also see:

| | |
|---|------------|
| 670G, 670GP, 672G, and 672GP Motor Graders (PIN: 1DW67*G***C656729-; (PIN: 1DW67*G***D656729-) | TM13068X19 |
| JDLink (MTG) Technical Manual | TM114519 |
| TeamMate II 1200 Series Inboard Planetary Axles | CTM43 |
| PowerTech 9.0L Diesel Engine Base Engine Repair Manual | |
| PowerTech 6090 Diesel Engine High Pressure Common Rail (HPCR) System | |
| PowerTech 4045, 6068 Diesel Engine ECU | CTM520 |
| DF180 Series Powershift Transmission Repair Manual | CTM308 |
| TeamMate II 1400 Series Inboard Planetary Axles | CTM138619 |
| 120 Series Hydraulic Cylinders | CTM120519 |
| PowerTech 4.5L & 6.8L Diesel Engines Tier 1/Stage I, Tier 2/Stage II, Tier 3/Stage IIIA, Tier 3/Stage IIA Tier 3/Stage III, (Base Engine) | CTM104 |

John Deere Construction and Forestry
Printed by Belgreen



DOWNLOAD



Covers: 903M,1T0903MX_,_C317982❖❖❖❖❖❖❖❖;;1T0903MX_,_D317982❖❖❖❖❖❖❖❖

Type: Service Manual

Language: English

Pages: 308

Format: PDF

Features: Bookmarked, searchable, printable

Compatibility: Windows/Mac/Tablet/Mobile

This service manual contains important information for the maintenance, troubleshooting and servicing of the **John Deere 903M, 953M, 959M (SN.C317982-,D317982-) Tracked Feller Buncher Repair Manual (TM14264X19)**


In this manual you will find detailed specifications, illustrations, schematics, diagrams and step-by-step procedures to properly service and diagnose the machine to the manufacturer's standards.

Contents:

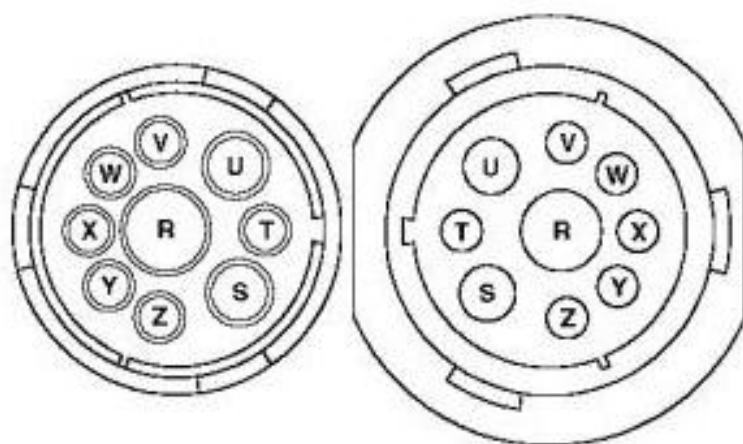
- General Information
- Specifications
- Serial Number Location
- Engine Specifications
- Engine Diagnostics
- Engine Tests and Adjustments
- Engine Repair
- Power Train
- Transmission
- Axles
- Differential
- PTO
- Hydraulic System
- Electrical System
- Electrical Tests and Diagnostics
- Wiring Diagram / Schematic
- Ignition and Charging
- Steering
- Brakes
- Wheels
- Operator's Platform
- Body Panels
- Disassembly and Assembly
- Diagnostics, Tests and Adjustments
- Troubleshooting
- and much more...

Please note this manual is in **downloadable PDF format only**. If you have any questions about this product or would like to request sample pages, please contact us and reference the product name or SKU.

X106 - CAN Bus Extension Harness



photo



X106

X106

| Pin number | Circuit No. |
|------------|-------------|
| R | PLUG |
| S | 0330 / 0310 |
| T | PLUG |
| U | 0332 / 0312 |
| V | PLUG |
| W | PLUG |
| X | 0910 |
| Y | 0322 |
| Z | 9106 |



Thank you very much
for your reading.
Please click here
to get more information.