

John Deere 915, 925 and 935 Rotary Mower Conditioners All Inclusive Technical Manual (tm1727)

915, 925 and 935 Rotary
Mower Conditioners
Diagnostic and Repair



TECHNICAL MANUAL

Mower Conditioners models 915, 925, 935

TM1727 01 SEP 00 (ENGLISH)



John Deere Agriculture
Printed by Belgreen



Covers: 915,925,935

Type: Service Manual

Language: English

Pages: 401

Format: PDF

Features: Bookmarked, searchable, printable

Compatibility: Windows/Mac/Tablet/Mobile


This service manual contains important information for the maintenance, troubleshooting and servicing of the **John Deere 915, 925 and 935 Rotary Mower Conditioners All Inclusive Technical Manual (tm1727)**

In this manual you will find detailed specifications, illustrations, schematics, diagrams and step-by-step procedures to properly service and diagnose the machine to the manufacturer's standards.


Contents:

- General Information
- Specifications
- Serial Number Location
- Engine Specifications
- Engine Diagnostics
- Engine Tests and Adjustments
- Engine Repair
- Power Train
- Transmission
- Axles
- Differential
- PTO
- Hydraulic System
- Electrical System
- Electrical Tests and Diagnostics
- Wiring Diagram / Schematic
- Ignition and Charging
- Steering
- Brakes
- Wheels
- Operator's Platform
- Body Panels
- Disassembly and Assembly
- Diagnostics, Tests and Adjustments
- Troubleshooting
- and much more...

Please note this manual is in **downloadable PDF format only**. If you have any questions about this product or would like to request sample pages, please contact us and reference the product name or SKU.

**LEGEND:**

- A Spring Pins
- B Rear Driveline
- C Lubrication Fittings and Set Screws


Left-Hand Side Sheet**Overrunning Coupler**

Remove two spring pins (A).

[2] - Remove side shield and slide toward front of driveline (B).

[3] - Remove two lubrication fittings and set screws (C) to disconnect rear driveline (B) from main drive gear case.

[4] -

**LEGEND:**

- A Shield
- B Nut, Cap Screw and Washer
- C Nut, Cap Screw and Washer

Roll Machine Shown



Thank you very much
for your reading.
Please click here
to get more information.