

# John Deere A400 Hay and Forage Self-Propelled Windrower Diagnostic & Tests Service Manual (TM106519)

A400 Self-Propelled Windrower Diagnostic



**DIAGNOSIS AND TESTS MANUAL**

Windrowers models A400

TM106519 13 OCT 14 (ENGLISH)

**For complete service information also see:**

896 Auger Platform	TM2265
AutoTrac Universal Diagnosis and Test	TM1128
A400 Self-Propelled Windrower Repair	TM106419
GreenStar 2 Diagnosis and Tests Manual	TM1061
Alternators and Stators	CTM77
PowerTech E 4.5L Diesel Engines Tier 1/Stage I, Tier 2/Stage II, Tier 3/Stage IIIA, Tier 3/Stage IIA Tier 3/Stage III, (Base Engine)	CTM104
Denso HPCR	
Machine Connection Information	
120 Series Hydraulic Cylinders	CTM114319
120 Series Hydraulic Cylinders	CTM114319
PowerTech 4.5L & 6.8L Diesel Engines Tier 1/Stage I, Tier 2/Stage II, Tier 3/Stage IIIA, Tier 3/Stage IIA Tier 3/Stage III, (Base Engine)	CTM104
100 Series Hydraulic Cylinders	CTM103519

**PDF**  **DOWNLOAD** 

John Deere Agriculture  
Printed by Belgreen

TM106519

Covers: A400

**Type:** Service Manual

**Language:** English

**Pages:** 1370

**Format:** PDF

**Features:** Bookmarked, searchable, printable

**Compatibility:** Windows/Mac/Tablet/Mobile

This service manual contains important information for the maintenance, troubleshooting and servicing of the **John Deere A400 Hay and Forage Self-Propelled Windrower Diagnostic & Tests Service Manual (TM106519)**

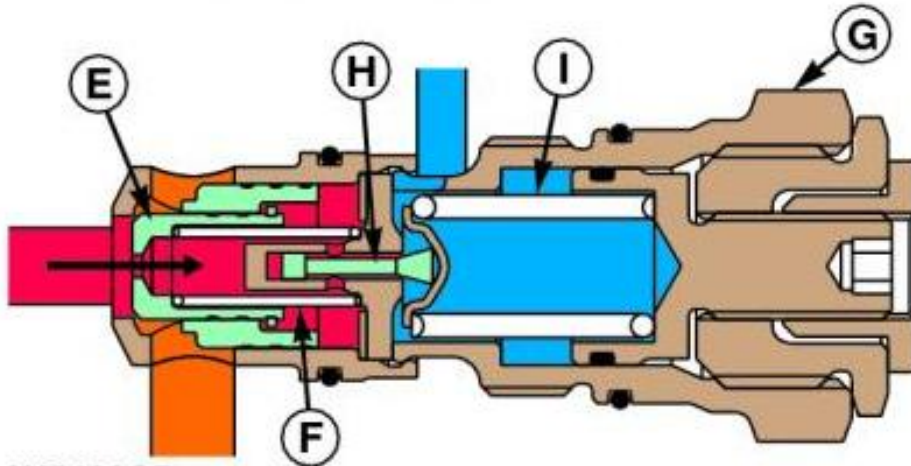
In this manual you will find detailed specifications, illustrations, schematics, diagrams and step-by-step procedures to properly service and diagnose the machine to the manufacturer's standards.

**Contents:**

- General Information
- Specifications
- Serial Number Location
- Engine Specifications
- Engine Diagnostics
- Engine Tests and Adjustments
- Engine Repair
- Power Train
- Transmission
- Axles
- Differential
- PTO
- Hydraulic System
- Electrical System
- Electrical Tests and Diagnostics
- Wiring Diagram / Schematic
- Ignition and Charging
- Steering
- Brakes
- Wheels
- Operator's Platform
- Body Panels
- Disassembly and Assembly
- Diagnostics, Tests and Adjustments
- Troubleshooting
- and much more...

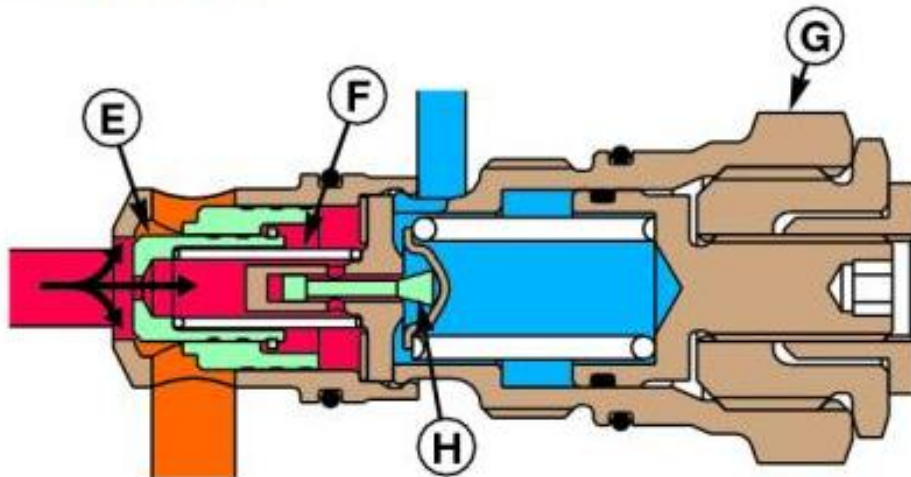
Please note this manual is in **downloadable PDF format only**. If you have any questions about this product or would like to request sample pages, please contact us and reference the product name or SKU.

**Multi-Function Valve Forward Operation**




**N42193GB**

**Pressure Limiter Function**



**N42193GA**



**High Pressure Relief Function**

**LEGEND:**

- A High Pressure Oil
- B Charge Pressure Oil
- C Reduced Charge Pressure Oil
- D Return Oil
- E High Pressure Relief Poppet
- F Small Spring
- G Multi-Function Cartridge
- H Pressure Limiter Poppet
- I Large Spring

There are two multi-function valves used in each hydrostatic pump, one for each pressure port of the pump. The valves provide



Thank you very much  
for your reading.  
Please click here  
to get more information.