

John Deere CH570, CH670 Track and Wheel Sugar Cane Harvester Diagnosis Service Manual (TM133919)

9450, 9550, 9650 Combines Diagnostic

DIAGNOSIS AND TESTS MANUAL

Combines models 9450, 9550, 9650 (S.N. 695101-)

TM2002 22 OCT 14 (ENGLISH)

For complete service information also see:

925D (705701-), 930D (705851-), 936D (705951-) Draper Platforms - Diagnostic	TM2174
900P Belt Pickup (705101-) - Diagnosis and Test	TM2170
90 Series Corn Heads (705101-) - Diagnostic	TM2168
600 F&R Series Cutting Platforms Diagnostic	TM2166
9450 9550 and 9650 Combines - Diagnostic	
900P Belt Pickup - Diagnostic	
tm1894 - 900F Flex and Platforms (695401-)	
90 Series Corn Heads (695301-)	TM1892
50A Row-Crop Heads (695201-)	TM1891
925D, 930D & 936D Draper Platforms Diagnosis, Test & Repair	TM1712
Rubber Track System	TM1705

PDF



DOWNLOAD



John Deere Agriculture

Covers: 1T8);,CH570,CH670

Type: Service Manual

Language: English

Pages: 3525

Format: PDF

Features: Bookmarked, searchable, printable

Compatibility: Windows/Mac/Tablet/Mobile

This service manual contains important information for the maintenance, troubleshooting and servicing of the **John Deere CH570, CH670 Track and Wheel Sugar Cane Harvester Diagnosis Service Manual (TM133919)**

In this manual you will find detailed specifications, illustrations, schematics, diagrams and step-by-step procedures to properly service and diagnose the machine to the manufacturer's standards.

Contents:

- General Information
- Specifications
- Serial Number Location
- Engine Specifications
- Engine Diagnostics
- Engine Tests and Adjustments
- Engine Repair
- Power Train
- Transmission
- Axles
- Differential
- PTO
- Hydraulic System
- Electrical System
- Electrical Tests and Diagnostics
- Wiring Diagram / Schematic
- Ignition and Charging
- Steering
- Brakes
- Wheels
- Operator's Platform
- Body Panels
- Disassembly and Assembly
- Diagnostics, Tests and Adjustments
- Troubleshooting
- and much more...

Please note this manual is in **downloadable PDF format only**. If you have any questions about this product or would like to request sample pages, please contact us and reference the product name or SKU.


X238

Pin Number	Circuit Code
* A	010
* B	539
* Indicates No Pin Number on Body of Connector	

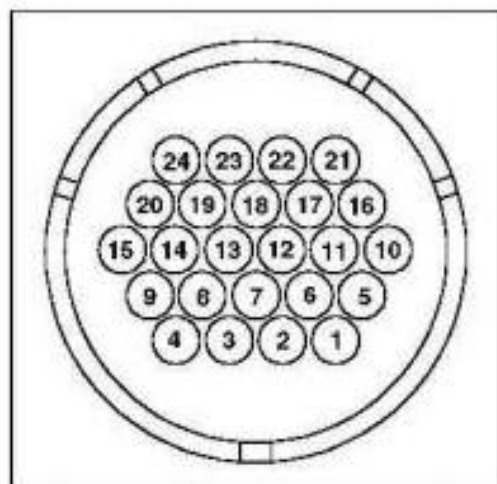
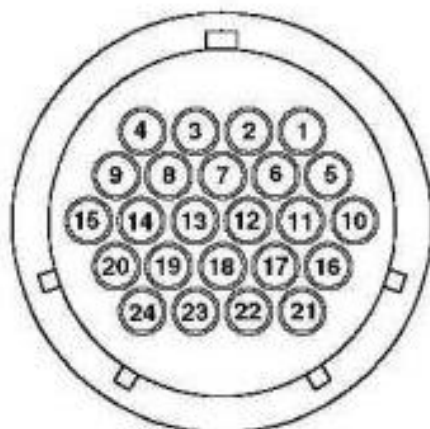
X238

Repair Procedure	R-E
------------------	-----

X240 - Hydraulic Valve Stack Power Connector



X240



X240



Thank you very much
for your reading.
Please click here
to get more information.