

# John Deere R944i, R952i, R962i (European) Trailed Crop Sprayer Diagnostic Service Manual (TM403519)

R944i, R952i, and R962i  
Trailed Crop Sprayer  
Diagnostic Technical  
Manual (European Edition)



## DIAGNOSIS AND TESTS MANUAL

Trailed Sprayers models R962i, R952i, R944i

TM403519 09 SEP 15 (ENGLISH)

**For complete service information also see:**

R952i and R962i Trailed Sprayer Repair (European Edition)

TM403719

GreenStar 3 2630 Display Technical Solutions Manual

TM112219

GreenStar 2 Diagnosis and Tests Manual

TM1061



John Deere Agriculture  
Printed by Belgreen



**Covers:** R962i,R952i,R944i

**Type:** Service Manual

**Language:** English

**Pages:** 1510

**Format:** PDF

**Features:** Bookmarked, searchable, printable

**Compatibility:** Windows/Mac/Tablet/Mobile

This service manual contains important information for the maintenance, troubleshooting and servicing of the **John Deere R944i, R952i, R962i (European) Trailed Crop Sprayer Diagnostic Service Manual (TM403519)**

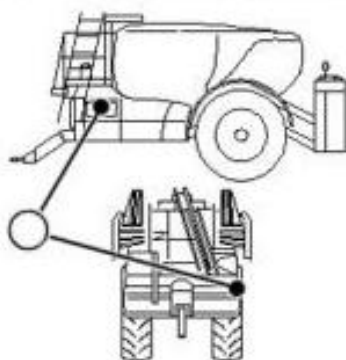
In this manual you will find detailed specifications, illustrations, schematics, diagrams and step-by-step procedures to properly service and diagnose the machine to the manufacturer's standards.

**Contents:**


- General Information
- Specifications
- Serial Number Location
- Engine Specifications
- Engine Diagnostics
- Engine Tests and Adjustments
- Engine Repair
- Power Train
- Transmission
- Axles
- Differential
- PTO
- Hydraulic System
- Electrical System
- Electrical Tests and Diagnostics
- Wiring Diagram / Schematic
- Ignition and Charging
- Steering
- Brakes
- Wheels
- Operator's Platform
- Body Panels
- Disassembly and Assembly
- Diagnostics, Tests and Adjustments
- Troubleshooting
- and much more...

Please note this manual is in **downloadable PDF format only**. If you have any questions about this product or would like to request sample pages, please contact us and reference the product name or SKU.

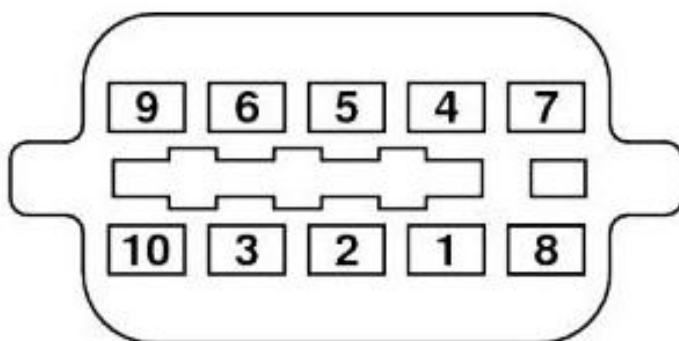
## X146 — Connector of Inductor Injection Switch



X146



X146



### End View

#### Information

Component Information	
Number of Pins	10
Connection Point	S10 Inductor Injection Switch.
Harness Information	W01 Chassis Harness Premium 900i.
Repair Information	



Thank you very much  
for your reading.  
Please click here  
to get more information.