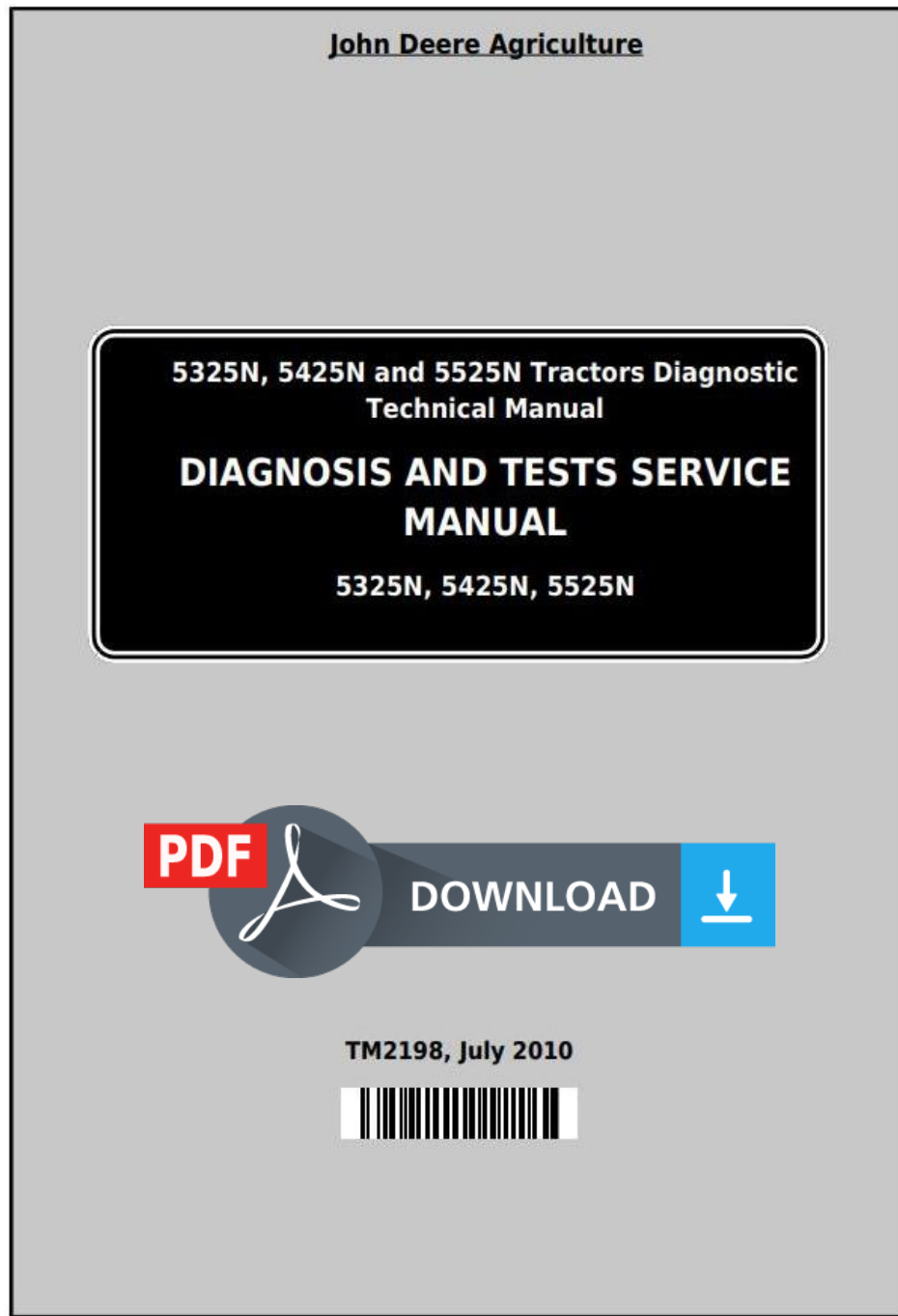


John Deere Tractors 5325N, 5425N and 5525N (Worldwide) Diagnostic and Tests Service Manual (TM2198)



Covers: 5325N,5425N,5525N

Type: Service Manual

Language: English

Pages: 1458

Format: PDF

Features: Bookmarked, searchable, printable

Compatibility: Windows/Mac/Tablet/Mobile

This service manual contains important information for the maintenance, troubleshooting and servicing of the **John Deere Tractors 5325N, 5425N and 5525N (Worldwide) Diagnostic and Tests Service Manual (TM2198)**

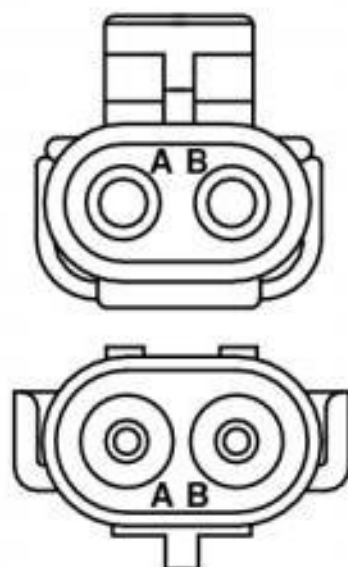
In this manual you will find detailed specifications, illustrations, schematics, diagrams and step-by-step procedures to properly service and diagnose the machine to the manufacturer's standards.

Contents:

- General Information
- Specifications
- Serial Number Location
- Engine Specifications
- Engine Diagnostics
- Engine Tests and Adjustments
- Engine Repair
- Power Train
- Transmission
- Axles
- Differential
- PTO
- Hydraulic System
- Electrical System
- Electrical Tests and Diagnostics
- Wiring Diagram / Schematic
- Ignition and Charging
- Steering
- Brakes
- Wheels
- Operator's Platform
- Body Panels
- Disassembly and Assembly
- Diagnostics, Tests and Adjustments
- Troubleshooting
- and much more...

Please note this manual is in **downloadable PDF format only**. If you have any questions about this product or would like to request sample pages, please contact us and reference the product name or SKU.

X137 — High Current (OUT)

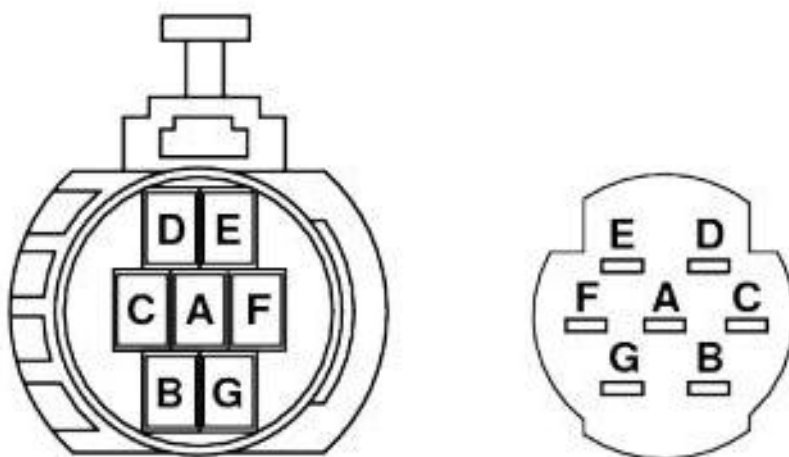


X137 — High Current (OUT)

X137 Table

Pin	Circuit 1760 Ground Drive 1720 16 row 1720 12 row	Circuit 1780 1770 Variable Drive 1760NT 1750 1730 1720 8 row 1710 1700	Circuit 1760 Variable Drive	Circuit DB Series
A	0112	Red	Red/Yellow	Black
B	0110	Black	Black/Yellow	Red

X138 — 7-Pin Round to 6-Pin Square Adapter



X138 — 7-Pin Round to 6-Pin Square Adapter



Thank you very much
for your reading.
Please click here
to get more information.