



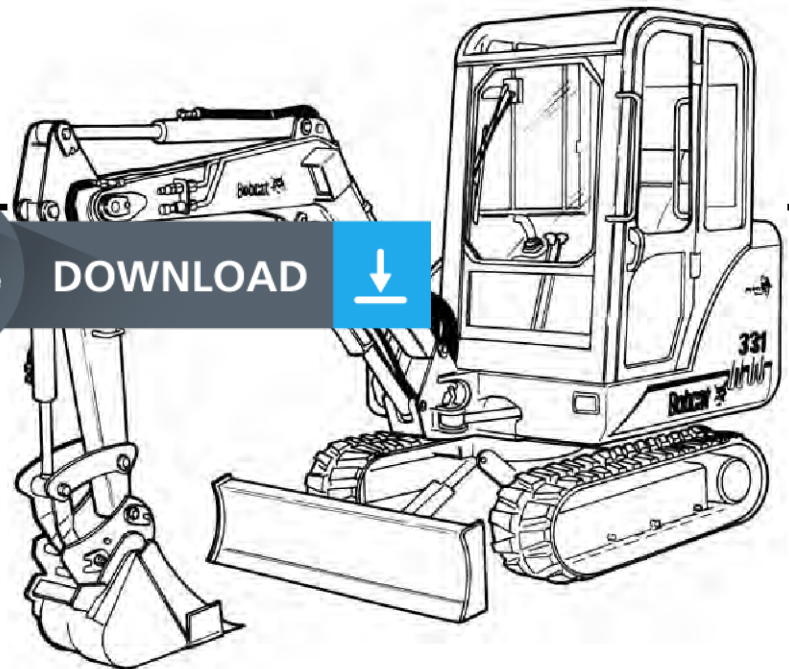
Bobcat®

Service Manual

S/N 232511001 & Above
S/N 232711001 & Above
S/N 232611001 & Above
(D Series)

331
331E
334

Dealer Copy - Not for Resale



Doosan purchased Bobcat Company from Ingersoll-Rand Company in 2007. Any reference to Ingersoll-Rand Company or use of trademarks, service marks, logos, or other proprietary identifying marks belonging to Ingersoll-Rand Company in this manual is historical or nominative in nature, and is not meant to suggest a current affiliation between Ingersoll-Rand Company and Bobcat Company or the products of either.



Printed in U.S.A.

© Bobcat Company 2006

MAINTENANCE SAFETY



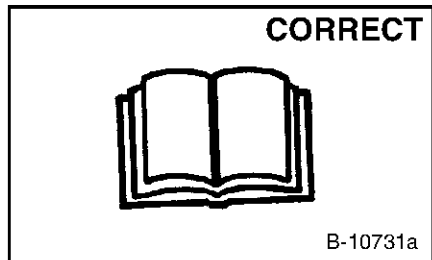
WARNING

Instructions are necessary before operating or servicing machine. Read and understand the Operation & Maintenance Manual, Operator's Handbook and signs (decals) on machine. Follow warnings and instructions in the manuals when making repairs, adjustments or servicing. Check for correct function after adjustments, repairs or service. Untrained operators and failure to follow instructions can cause injury or death.

W-2003-0903




Safety Alert Symbol: This symbol with a warning statement, means: "Warning, be alert! Your safety is involved!" Carefully read the message that follows.




B-10731a

- ⚠ Never service the Bobcat Hydraulic Excavator without instructions.




B-14148

- ⚠ Use the correct procedure to lift and support the excavator.
- ⚠ Always lift the blade fully before installing jackstands.



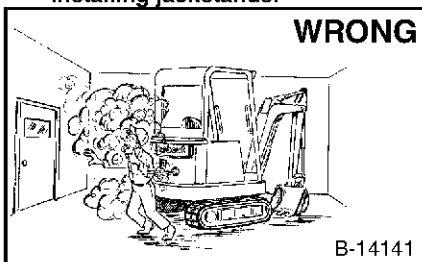
B-14142

- ⚠ Cleaning and maintenance are required daily.



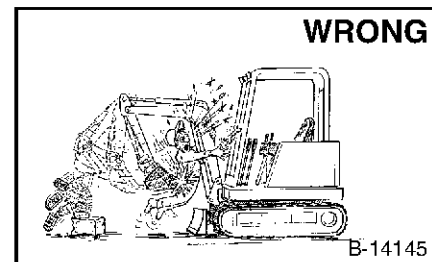
B-14147

- ⚠ Have good ventilation when welding or grinding painted parts.
- ⚠ Wear dust mask when grinding painted parts. Toxic dust and gas can be produced.




B-14141

- ⚠ Vent exhaust to outside when engine must be run for service.
- ⚠ Exhaust system must be tightly sealed. Exhaust Fumes can kill without warning.




B-14145

- ⚠ Always lower the bucket and blade to the ground before doing any maintenance.
- ⚠ Never modify equipment or add attachments not approved by Bobcat Company.



B-14146

- ⚠ Stop, cool and clean engine of flammable materials before checking fluids.
- ⚠ Never service or adjust machine with the engine running unless instructed to do so in the manual.
- ⚠ Avoid contact with leaking hydraulic fluid or diesel fuel under pressure. It can penetrate the skin or eyes.
- ⚠ Never fill fuel tank with engine running, while smoking or when near open flame.



B-14143

- ⚠ Keep body, jewelry and clothing away from moving parts, electrical contact, hot parts and exhaust.
- ⚠ Wear eye protection to guard from battery acid, compressed springs, fluids under pressure and flying debris when engines are running or tools are used. Use eye protection approved for type of welding.
- ⚠ Keep rear door closed except for service. Close and latch door before operating the excavator.



B-6589

- ⚠ Lead-acid batteries produce flammable and explosive gases.
- ⚠ Keep arcs, sparks, flames and lighted tobacco away from batteries.
- ⚠ Batteries contain acid which burns eyes or skin on contact. Wear protective clothing. If acid contacts body, flush well with water. For eye contact flush well and get immediate medical attention.

Maintenance procedures which are given in the Operation & Maintenance Manual can be performed by the owner/operator without any specific technical training. Maintenance procedures which are **not** in the Operation & Maintenance Manual must be performed **ONLY BY QUALIFIED BOBCAT SERVICE PERSONNEL**. Always use genuine Bobcat replacement parts. The Service Safety Training Course is available from your Bobcat dealer.

MSW20-0805



Bobcat®

ALPHABETICAL INDEX

AIR CLEANER	60-01	HYDRAULIC PUMP	20-01
AIR CLEANER SERVICE	10-01	HYDRAULIC RESERVOIR.....	20-01
ALTERNATOR	50-01	HYDRAULIC SYSTEM	10-01
ARM	40-01	HYDRAULIC SYSTEM INFORMATION	20-01
ARM CYLINDER	20-01		
		LEFT CONTROL LEVER (JOYSTICK)	
BATTERY.....	50-01	(S/N 232512782 & Below, 232711433 & Below	
BLADE	30-01	and 232612157 & Below)	20-01
BLADE CONTROL.....	40-01	LEFT CONTROL LEVER (JOYSTICK)	
BLADE CYLINDER.....	20-01	(S/N 232512783 & Above, 232711434 & Above	
BOOM	40-01	and 232612158 & Above)	20-01
BOOM CYLINDER.....	20-01	LEFT CONSOLE	40-01
BOOM OFFSET CYLINDER.....	20-01	LIFTING AND BLOCKING THE EXCAVATOR	10-01
BUCKET	40-01	LIFTING THE EXCAVATOR	10-01
BUCKET CYLINDER.....	20-01	LIGHTS.....	50-01
BUILD UP VALVE	20-01	LUBRICATING THE EXCAVATOR	10-01
CAB.....	40-01	MAIN RELIEF VALVES.....	20-01
CASE DRAIN FILTER	20-01	MANIFOLD ASSEMBLY	
CLAMP	40-01	(S/N 232512782 & Below, 232711433 & Below	
CONVERSIONS	SPEC-01	and 232612157 & Below)	20-01
CONTROL LINKAGE ASSEMBLY	40-01	MANIFOLD ASSEMBLY	
CONTROL PATTERN SELECTOR VALVE	20-01	(S/N 232512783 & Above, 232711434 & Above	
CROSS PORT RELIEF VALVE	20-01	and 232612158 & Above)	20-01
		MANIFOLD ASSEMBLY/ACCUMULATOR	
DIAGNOSTICS SERVICE CODES.....	50-01	(S/N 232512782 & Below, 232711433 & Below	
DIRECT TO TANK VALVE	20-01	and 232612157 & Below)	20-01
		MANIFOLD ASSEMBLY/ACCUMULATOR	
ELECTRICAL SYSTEM INFORMATION	50-01	(S/N 232512783 & Above, 232711434 & Above	
ENGINE	60-01	and 232612158 & Above)	20-01
ENGINE COMPONENTS AND TESTING	60-01	MICROSWITCH	50-01
ENGINE COOLING SYSTEM.....	10-01	MUFFLER.....	60-01
ENGINE FLYWHEEL	60-01		
ENGINE LUBRICATION SYSTEM.....	10-01	OIL COOLER.....	20-01
ENGINE SPECIFICATIONS.....	SPEC-01	OPERATOR CAB (ROPS/TOPS) (If Equipped)	10-01
ENGINE SPEED CONTROL	40-01		
EXTENDIBLE ARM CYLINDER	20-01	PORT RELIEF VALVES.....	20-01
		PRESSURE REDUCING VALVE.....	20-01
FLOORMAT AND FLOOR PANELS	40-01	PRESSURE RELIEF VALVE	70-01
FUEL, COOLANT AND LUBRICANTS	SPEC-01	PRESSURE SWITCH	70-01
FUEL LEVEL SENDER.....	50-01		
FUEL SYSTEM.....	10-01	RADIATOR.....	60-01
FUEL TANK.....	40-01	RECEIVER/DRIER	60-01
		RECONDITIONING THE ENGINE	60-01
HEATER AIR FILTERS (With Cab Option Only)	10-01	REGULAR MAINTENANCE	70-01
HORN	40-01	RIGHT CONTROL LEVER (JOYSTICK)	
HYDRAULIC CONNECTION SPECS.....	SPEC-01	(S/N 232512782 & Below, 232711433 & Below	
HYDRAULIC CONTROL VALVE		and 232612157 & Below)	20-01
(S/N 232512782 & Below, 232711433 & Below		RIGHT CONTROL LEVER (JOYSTICK)	
and 232612157 & Below)	20-01	(S/N 232512783 & Above, 232711434 & Above	
HYDRAULIC CONTROL VALVE		and 232612158 & Above)	20-01
(S/N 232512783 & Above, 232711434 & Above		RIGHT CONSOLE.....	40-01
and 232612158 & Above)	20-01	RIGHT PEDAL AND LINKAGE	40-01
HYDRAULIC EXCAVATOR SPECS.....	SPEC-01	RIGHT SIDE COVER	40-01
HYDRAULIC FLUID SPECIFICATIONS	SPEC-01	ROPS CANOPY.....	40-01
HYDRAULIC FILTER	20-01		

Dealer Copy -- Not for Resale



Thank you very much
for your reading.
Please click here
to get more information.