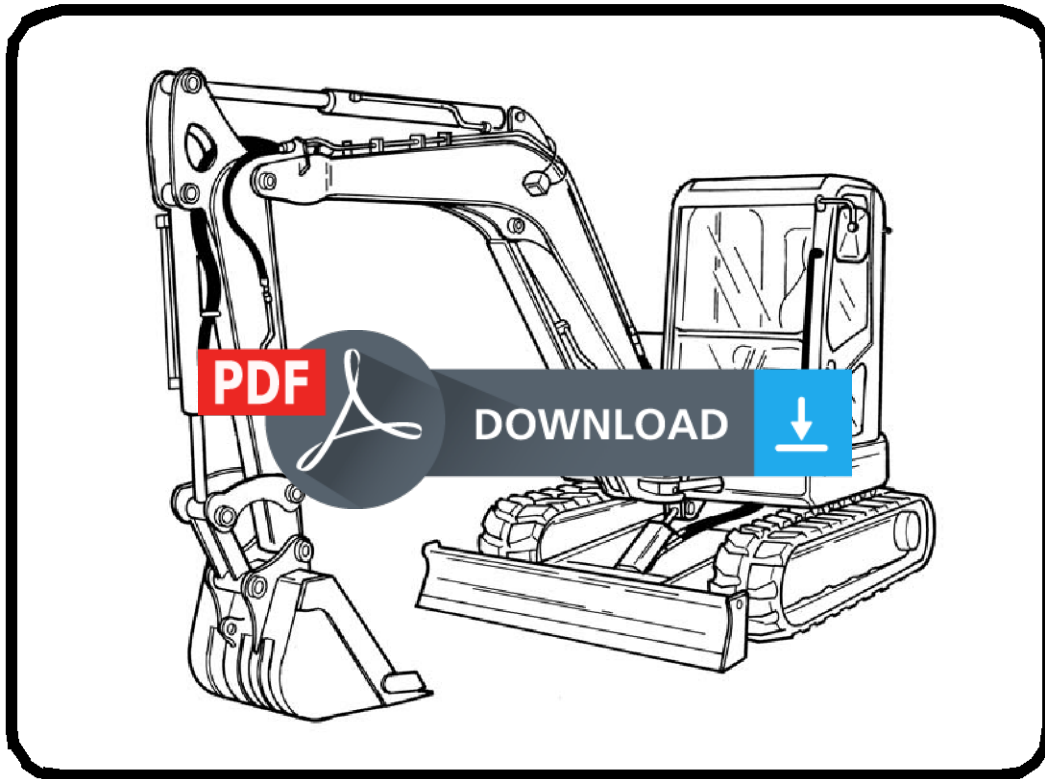




Bobcat®

Service Manual E60 Compact Excavator

S/N AGSZ11001 & Above
S/N AET811001 & Above



Dealer Copy -- Not for Resale



MAINTENANCE SAFETY



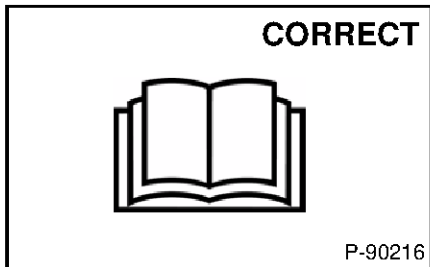
WARNING

Instructions are necessary before operating or servicing machine. Read and understand the Operation & Maintenance Manual, Operator's Handbook and signs (decals) on machine. Follow warnings and instructions in the manuals when making repairs, adjustments or servicing. Check for correct function after adjustments, repairs or service. Untrained operators and failure to follow instructions can cause injury or death.

W-2003-0807




Safety Alert Symbol: This symbol with a warning statement, means: "Warning, be alert! Your safety is involved!" Carefully read the message that follows.




P-90216

⚠ Never service the Bobcat Excavator without instructions.




B-19964

⚠ Use the correct procedure to lift and support the excavator.



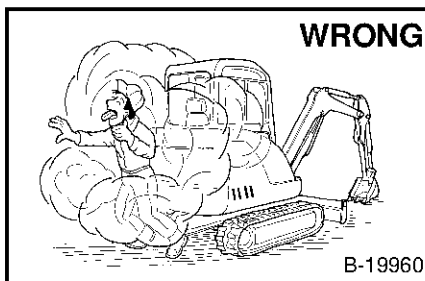
B-19959

⚠ Cleaning and maintenance are required daily.




B-19965

⚠ Have good ventilation when welding or grinding painted parts.
⚠ Wear dust mask when grinding painted parts. Toxic dust and gas can be produced.




B-19960

⚠ Vent exhaust to outside when engine must be run for service.
⚠ Exhaust system must be tightly sealed. Exhaust fumes can kill without warning.



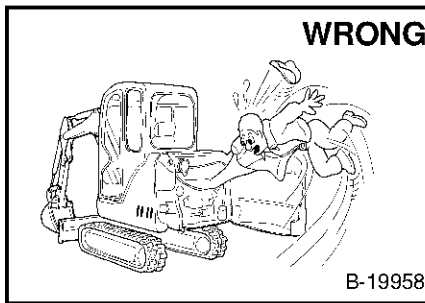
B-19966

⚠ Always lower the bucket and blade to the ground before doing any maintenance.
⚠ Never modify equipment or add attachments not approved by Bobcat Company.




B-19962

⚠ Stop, cool and clean engine of flammable materials before checking fluids.
⚠ Never service or adjust machine with the engine running unless instructed to do so in the manual.
⚠ Avoid contact with leaking hydraulic fluid or diesel fuel under pressure. It can penetrate the skin or eyes.
⚠ Never fill fuel tank with engine running, while smoking, or when near open flame.



B-19958

⚠ Keep body, jewelry and clothing away from moving parts, electrical contact, hot parts and exhaust.
⚠ Wear eye protection to guard from battery acid, compressed springs, fluids under pressure and flying debris when engines are running or tools are used. Use eye protections approved for type of welding.
⚠ Keep tailgate closed except for service. Close and latch tailgate before operating the excavator.



B-19798

⚠ Lead-acid batteries produce flammable and explosive gases.
⚠ Keep arcs, sparks, flames and lighted tobacco away from batteries.
⚠ Batteries contain acid which burns eyes or skin on contact.
⚠ Wear protective clothing. If acid contacts body, flush well with water. For eye contact flush well and get immediate medical attention.

Maintenance procedures which are given in the Operation & Maintenance Manual can be performed by the owner/operator without any specific technical training. Maintenance procedures which are **not** in the Operation & Maintenance Manual must be performed **ONLY BY QUALIFIED BOBCAT SERVICE PERSONNEL**. Always use genuine Bobcat replacement parts. The Service Safety Training Course is available from your Bobcat dealer.

MSW28-0409

Dealer Copy -- Not for Resale



Bobcat®

ALPHABETICAL INDEX

ACCUMULATOR.....	20-01	EVAPORATOR/HEATER UNIT.....	70-01
AIR CLEANER	60-01	EXPANSION VALVE.....	70-01
AIR CLEANER SERVICE	10-01	FLOORMAT	40-01
AIR CONDITIONING BELT.....	10-01	FUEL COOLER	60-01
AIR CONDITIONING SERVICE.....	70-01	FUEL LEVEL SENDER	50-01
AIR CONDITIONING SYSTEM FLOW	70-01	FUEL SYSTEM.....	10-01
ALTERNATOR	50-01	FUEL TANK	40-01
ALTERNATOR BELT.....	10-01	FUEL TRANSFER PUMP.....	50-01
ARM.....	40-01	GENERAL AIR CONDITIONING SERVICE	
ARM CYLINDER.....	20-01	GUIDELINES.....	70-01
ATTACHMENTS.....	40-01	HEATER / AC FAN	70-01
AUXILIARY BREAKER VALVE	20-01	HEATER VALVE	70-01
AUXILIARY HYDRAULIC VALVE	20-01	HORN	40-01
BASIC TROUBLESHOOTING	70-01	HYDRAULIC CONTROL VALVE	20-01
BATTERY.....	50-01	HYDRAULIC CONNECTION SPECIFICATIONS	
BLADE	30-01	SPEC-01
BLADE CONTROL VALVE.....	20-01	HYDRAULIC FLUID SPECIFICATIONS.....	SPEC-01
BLADE CYLINDER.....	20-01	HYDRAULIC PUMP	20-01
BOOM.....	40-01	HYDRAULIC RESERVOIR.....	20-01
BOOM CYLINDER.....	20-01	HYDRAULIC SYSTEM	10-01
BOOM SWING CYLINDER.....	20-01	HYDRAULIC SYSTEM INFORMATION	20-01
BOOM SWING VALVE.....	20-01	HVAC CONTROLLER	70-01
BUCKET	40-01	INSTRUMENT PANEL.....	50-01
BUCKET CYLINDER.....	20-01	KEY SWITCH	50-01
CAB.....	40-01	LEFT CONTROL LEVER (JOYSTICK)	20-01
CAB FILTER.....	10-01	LEFT CONSOLE	40-01
CAB TILT PROCEDURE.....	10-01	LEFT UPPERSTRUCTURE SIDE COVER.....	40-01
COMPONENTS	70-01	LIFTING AND BLOCKING THE EXCAVATOR	10-01
COMPRESSOR	70-01	LIFTING THE EXCAVATOR	10-01
CONDENSOR	70-01	LIGHTS.....	50-01
CONSOLE LOCKOUT SWITCH.....	50-01	LUBRICATING THE EXCAVATOR	10-01
CONVERSIONS	SPEC-01	MAIN RELIEF VALVES.....	20-01
CONTROL PATTERN SELECTOR VALVE	20-01	MUFFLER.....	60-01
COUNTER WEIGHT	40-01	OIL COOLER.....	20-01
DIAGNOSTICS SERVICE CODE	50-01	OPERATOR CAB (ROPS/TOPS)	10-01
DIRECT TO TANK VALVE	20-01	PIVOT PINS	10-01
DIAGNOSTIC TOOL.....	50-01	PORT RELIEF VALVES.....	20-01
ELECTRICAL SYSTEM INFORMATION	50-01	PRESSURE REDUCING VALVE.....	20-01
ENGINE	60-01	PRESSURE SWITCH	70-01
ENGINE COMPONENTS AND TESTING	60-01		
ENGINE COOLING SYSTEM	10-01		
ENGINE FLYWHEEL	60-01		
ENGINE LUBRICATION SYSTEM.....	10-01		
ENGINE SPECIFICATIONS.....	SPEC-01		
EVAPORATOR/HEATER COIL.....	70-01		

Dealer Copy -- Not for Resale

Continued On Next Page



Thank you very much
for your reading.
Please click here
to get more information.