


Toolcat™ 5600



Bobcat®

Service Manual

S/N 424711001 & Above
S/N 424811001 & Above



Equipped With Toolcat Interlock
Control System (TICS)

MAINTENANCE SAFETY




WARNING


Instructions are necessary before operating or servicing machine. Read and understand the Operation & Maintenance Manual, Operator's Handbook and signs (decals) on machine. Follow warnings and instructions in the manuals when making repairs, adjustments or servicing. Check for correct function after adjustments, repairs or service. Untrained operators and failure to follow instructions can cause injury or death. W-2003-0807




Safety Alert Symbol: This symbol with a warning statement, means: "Warning, be alert! Your safety is involved!" Carefully read the message that follows.



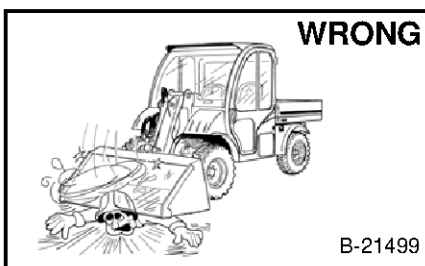
⚠ Never service the machine without instructions.



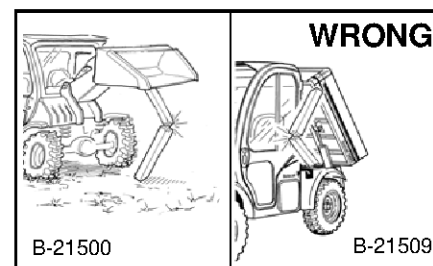
⚠ Cleaning and maintenance are required daily.




- ⚠ Have good ventilation when welding or grinding painted parts.
- ⚠ Wear dust mask when grinding painted parts. Toxic dust and gas can be produced.
- ⚠ Avoid exhaust fume leaks which can kill without warning. Exhaust system must be tightly sealed.




⚠ Disconnecting or loosening any hydraulic tubeline, hose, fitting, component or a part failure can cause lift arm or cargo box to drop. Do not go under lift arm or cargo box when raised unless supported by an approved lift arm or cargo box support device. Replace it if damaged.



- ⚠ Never work on the machine with lift arm or cargo box up unless supported by an approved support device. Replace if damaged.
- ⚠ Never modify equipment or add attachments not approved by Bobcat Company.



- ⚠ Stop, cool and clean engine of flammable materials before checking fluids.
- ⚠ Never service or adjust machine with the engine running unless instructed to do so in the manual.
- ⚠ Avoid contact with leaking hydraulic fluid or diesel fuel under pressure. It can penetrate the skin or eyes.
- ⚠ Never fill fuel tank with engine running, while smoking or when near open flame.



- ⚠ Keep body, jewelry and clothing away from moving parts, electrical contact, hot parts and exhaust.
- ⚠ Wear eye protection to guard from battery acid, compressed springs, fluids under pressure and flying debris when engines are running or tools are used. Use eye protection approved for type of welding.
- ⚠ Keep side access doors closed except for service.



- ⚠ Lead-acid batteries produce flammable and explosive gases.
- ⚠ Keep arcs, sparks, flames and lighted tobacco away from batteries.
- ⚠ Batteries contain acid which burns eyes or skin on contact. Wear protective clothing. If acid contacts body, flush well with water. For eye contact, flush well and get immediate medical attention.

Maintenance procedures which are given in the Operation & Maintenance Manual can be performed by the owner/operator without any specific technical training. Maintenance procedures which are **not** in the Operation & Maintenance Manual must be performed **ONLY BY QUALIFIED BOBCAT SERVICE PERSONNEL**. Always use genuine Bobcat replacement parts.

MSW25-0409

Dealer Copy -- Not for Resale



Bobcat®

ALPHABETICAL INDEX

AIR CLEANER	70-01	HEATER/AC FAN	80-01
AIR CLEANER SERVICE	10-01	HEATER VALVE	80-01
AIR CONDITIONING SERVICE	80-01	HITCH	50-01
AIR CONDITIONING SYSTEM FLOW	80-01	HYDRAULIC FLUID RESERVOIR	20-01
ALTERNATOR (90 AMP)	60-01	HYDRAULIC PUMP	20-01
ARM REST SENSOR	60-01	HYDRAULIC/HYDROSTATIC FILTER	20-01
AXLE	40-01	HYDRAULIC/HYDROSTATIC FLUID SPECIFICATIONS.....	SPEC-01
AXLE/DIFFERENTIAL (FRONT & REAR)	10-01	HYDRAULIC/HYDROSTATIC SYSTEM.....	10-01
AXLE HUB WITH AXLE SHAFT	40-01	HYDRAULIC SYSTEM INFORMATION	20-01
AXLE SHAFT	40-01	HYDROSTATIC MOTOR	30-01
		HYDROSTATIC PUMP	30-01
BATTERY	60-01	HYDROSTATIC SYSTEM INFORMATION.....	30-01
BOB-TACH.....	10-01, 50-01		
BRAKE	40-01		
		INSTRUMENT PANEL.....	60-01
CALIBRATION	60-01		
CARGO BOX	50-01	LEAF SPRINGS	50-01
CARGO BOX SUPPORT DEVICE.....	10-01	LIFT ARM	50-01
CENTER CONSOLE.....	50-01	LIFT ARM BYPASS CONTROL VALVE	20-01
CHARGE PRESSURE.....	30-01	LIFT ARM SUPPORT DEVICE.....	10-01
COMPONENTS	80-01	LIFTING AND BLOCKING THE LOADER.....	10-01
COMPRESSOR	80-01	LIGHTS.....	60-01
CONDENSER	80-01	LUBRICATION.....	10-01
CONTROL LEVER (JOYSTICK).....	20-01		
CONTROL VALVE	20-01	MAIN RELIEF VALVE	20-01
CONVERSIONS	SPEC-01	MUFFLER.....	70-01
COOLING FAN	70-01		
CYLINDER (CARGO BOX).....	20-01	OIL COOLER.....	30-01
CYLINDER (LIFT)	20-01	OPERATOR CAB	10-01, 50-01
CYLINDER (TILT)	20-01	OPERATOR SEAT	50-01
DIAGNOSTICS SERVICE CODES.....	60-01	PASSENGER SEAT	50-01
DISPLAY CONTROLLER.....	60-01	PILOT VALVE	20-01
DRIVE BELT	30-01	PORT RELIEFS.....	20-01
DRIVE CONTROLLER	60-01	POWER STEERING PUMP	20-01
		PTO HYDRAULIC MOTOR	20-01
ELECTRICAL SYSTEM INFORMATION	60-01		
ENGINE	70-01	RADIATOR	70-01
ENGINE COMPONENTS AND TESTING	70-01	REAR AUXILIARY DIVERTER VALVE.....	20-01
ENGINE COOLING SYSTEM.....	10-01	RECONDITIONING THE ENGINE	70-01
ENGINE LUBRICATION SYSTEM.....	10-01	RECEIVER/DRIER	80-01
ENGINE SPECIFICATIONS.....	SPEC-01	REGULAR MAINTENANCE	80-01
ENGINE SPEED CONTROL	70-01	REMOTE HYDRAULICS DIVERTER VALVE.....	20-01
EVAPORATOR/HEATER UNIT	80-01	REMOTE START	10-01
EXPANSION VALVE	80-01		
		SAFETY.....	80-01
FENDER (FRONT LEFT).....	50-01	SERVICE PC (LAPTOP COMPUTER).....	60-01
FENDER (FRONT RIGHT)	50-01	SERVICE SCHEDULE	10-01
FENDER (REAR LEFT)	50-01	SHOCKS	50-01
FENDER (REAR RIGHT).....	50-01	SPARK ARRESTOR MUFFLER.....	10-01
FLOOR CONSOLE	50-01	STARTER	60-01
FLYWHEEL AND HOUSING.....	70-01	STEERING SLECTOR VALVE	20-01
FRONT AUXILIARY HYD. COUPLER BLOCK... ..	20-01	STEERING COLUMN.....	50-01
FUEL SYSTEM	10-01	SYSTEM CHARGING AND RECLAMATION	80-01
FUEL TANK.....	50-01	SYSTEM TROUBLESHOOTING.....	80-01



Thank you very much
for your reading.
Please click here
to get more information.