

EN

**MAN
PLATFORM**



Bobcat®

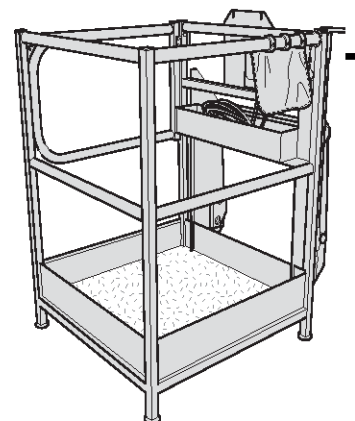
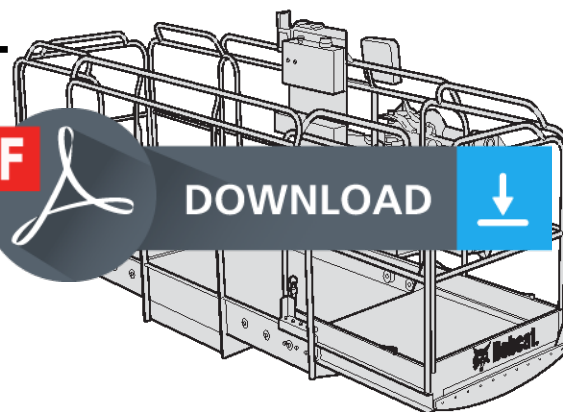
**Operation
&
Maintenance
Manual**

**(4m) S/N A6SH00101 & Above
(1m²) S/N 00101 & Above**

PDF



DOWNLOAD



For use on approved Telescopic Handler only



Safety Instructions

WARNING

Operator must have read the instructions in this manual before operating the machine. Untrained operators can cause injury or death.



⚠ Never use the telescopic handler without reading the instructions. See the machine signs (decals), Operation & Maintenance Manual, and data sheets located in the cab.




Safety Alert Symbol: This symbol with a warning statement means: "Warning, be alert! Your safety is at risk!" Carefully read the message that follows.




Correct

⚠ Always fasten seat belt securely. Do not have any part of your body outside the cab



Incorrect

⚠ Never use the telescopic handler without operator cab (ROPS & FOPS).




Correct

⚠ Never use the machine as a working platform or an elevator unless it is equipped with a Bobcat-approved man platform.



Incorrect

⚠ Do not use the machine where exhaust can come into contact with flammable material, explosive dust or gases.




Incorrect

⚠ Check for underground or overhead lines in the area before operating the machine.

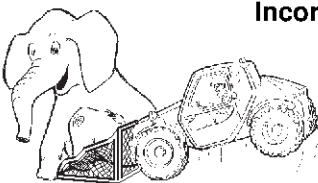
For voltages higher than 50 kV, keep a minimum distance of 5 m between the nearest line and the machine arm, attachment, or load.

For voltages up to 50 kV, keep a minimum distance of 3 m between the nearest line and the machine arm, attachment, or load.



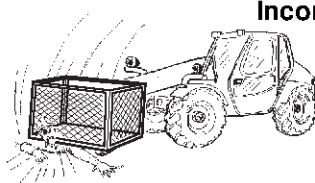
Incorrect

⚠ Never transport a load when raised. Do not travel or turn with the lift arms up. Load, unload and turn on flat level ground.




Incorrect

⚠ Never exceed rated operating capacity. Keep to the limits of the machine's load chart and/or the attachment's nominal capacity.



Incorrect

⚠ Never leave telescopic handler with engine running or with lift arms up. To park, engage parking brake and place attachment flat on the ground.



Incorrect

⚠ Never modify equipment. Only use attachments that are approved by Bobcat for this type of telescopic handler.

SAFETY EQUIPMENT

The Bobcat telescopic handler must be equipped with safety systems necessary for each job. Ask your dealer for information on the safe use of attachments and accessories.

- **SEAT BELT:** Check belt fasteners and check for damaged straps or buckles.
- **OPERATOR CAB (ROPS & FOPS):** This must be on the machine with all fasteners tight. Never use the machine when the right side window is missing.
- **OPERATION & MAINTENANCE MANUAL:** Machine Operation & Maintenance manual must be in the operator area. Man platform Operation & Maintenance manual must be on the man platform.
- **MACHINE SIGNS (Decals):** Replace if damaged.
- **SAFETY TREADS:** Replace if damaged.
- **GRAB HANDLES:** Replace if damaged.
- **PARKING BRAKE**
- **WINDOWS AND MIRRORS:** Clean and check for broken windows or mirrors. Replace if damaged.

CONTENTS

| | |
|------------------------------|-----|
| CONTENTS | I |
| FOREWORD..... | III |
| SAFETY | 1 |
| OPERATING INSTRUCTIONS..... | 9 |
| PREVENTIVE MAINTENANCE | 35 |
| T35120SL SPECIFICATIONS..... | 45 |
| T40140 SPECIFICATIONS..... | 57 |
| T40170 SPECIFICATIONS..... | 69 |

REFERENCE INFORMATION

| | |
|---|-------|
| Write the information for your Bobcat Man Platform in the space below. Always use these serial numbers when referring to your machine. | |
| Man Platform Serial Number | _____ |
| Notes: | |
| | |
| | |
| Your Bobcat dealer: | |
| Address: | |
| Telephone: | |



Doosan Benelux SA
 Drève Richelle 167
 B-1410 WATERLOO
 Belgium



FOREWORD

IMPORTANT

This manual was written to give the owner/operator instructions on the safe operation of the man platform. READ AND ENSURE THAT YOU UNDERSTAND THIS MANUAL AND THE HANDLER MANUAL BEFORE OPERATING YOUR MACHINE. If you have any questions, see your Bobcat dealer.

For descriptions, instructions, manoeuvres, operations, indications or maintenance as well as controls, indicator lights, indicators and other equipment specific to the handler, refer to the corresponding telescopic handler operation and maintenance manual.

IMPORTANT

This machine is a radio-controlled man platform made up of the following elements:

1. A variable range motorized handler.
2. A man platform with specific components.

The following shall hereafter be referred to as:

- machine = telescopic handler (1) + manplatform (2)
- manplatform = manplatform itself (2)
- Telescopic handler = the handler itself (1).

| | |
|--|-----|
| Declaration of Conformity..... | IV |
| BOBCAT COMPANY IS ISO 9001:2000 CERTIFIED..... | V |
| Lubricants, fuel and fluids | VI |
| Serial number of the man platform..... | VII |
| Types of man platforms..... | VII |



Thank you very much
for your reading.
Please click here
to get more information.