

V417



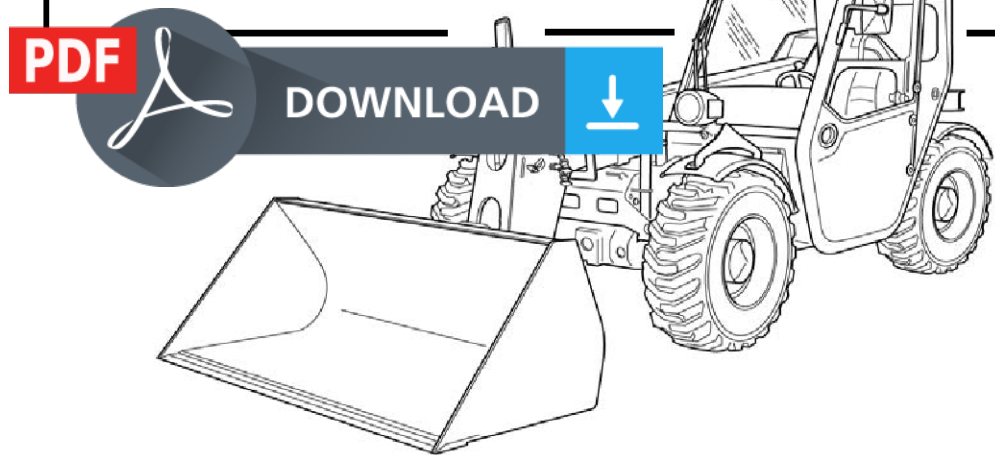
Bobcat®

VersaHANDLER

Service Manual

V417 - S/N A7MK11001 & Above (With Cab)

V417 - S/N A7ML11001 & Above (With Canopy)



Dealer Copy - Not for Resale

MAINTENANCE SAFETY



WARNING

Instructions are necessary before operating or servicing machine. Read and understand the Operation & Maintenance Manual, Operator's Handbook and signs (decals) on machine. Follow warnings and instructions in the manuals when making repairs, adjustments or servicing. Check for correct function after adjustments, repairs or service. Untrained operators and failure to follow instructions can cause injury or death.

W-2003-0807

CORRECT




P-90216

⚠ Never service the Bobcat VersaHANDLER without instructions.



Safety Alert Symbol: This symbol with a warning statement, means: "Warning, be alert! Your safety is involved!" Carefully read the message that follows.


CORRECT



B-16082

⚠ Cleaning and maintenance are required daily.


WRONG



B-16080

⚠ Disconnecting or loosening any hydraulic tubeline, hose, fitting, component or a part failure can cause boom to drop. Do not go under boom when raised unless supported by an approved boom stop. Replace if damaged.


WRONG



B-16079

⚠ Never work on VersaHANDLER with boom up unless boom is held by an approved boom stop. Replace if damaged.
⚠ Never modify equipment or add attachments not approved by Bobcat Company.


WRONG



B-16081

⚠ Have good ventilation when welding or grinding painted parts.
⚠ Wear dust mask when grinding painted parts. Toxic dust and gas can be produced.
⚠ Avoid exhaust fume leaks which can kill without warning. Exhaust system must be tightly sealed.

WRONG



B-16078

⚠ Keep body, jewelry and clothing away from moving parts, electrical contact, hot parts and exhaust.
⚠ Wear eye protection to guard from battery acid, compressed springs, fluids under pressure and flying debris when engines are running or tools are used. Use eye protection approved for type of welding.

WRONG



B-6589

⚠ Lead-acid batteries produce flammable and explosive gases.
⚠ Keep arcs, sparks, flames and lighted tobacco away from batteries.
⚠ Batteries contain acid which burns eyes or skin on contact. Wear protective clothing. If acid contacts body, flush well with water. For eye contact flush well and get immediate medical attention.

Dealer Copy -- Not for Resale

Maintenance procedures which are given in the Operation & Maintenance Manual can be performed by the owner/operator without any specific technical training. Maintenance procedures which are **not** in the Operation & Maintenance Manual must be performed **ONLY BY QUALIFIED BOBCAT SERVICE PERSONNEL**. Always use genuine Bobcat replacement parts.

MSW12-0409



Bobcat®

ALPHABETICAL INDEX

<p>AIR CLEANER 70-40-01</p> <p>AIR CLEANER SERVICE 10-60-01</p> <p>AIR CONDITIONING SERVICE 80-90-1</p> <p>AIR CONDITIONING SYSTEM FLOW 80-10-1</p> <p>ALTERNATOR 60-30-1</p> <p>APPROVED BOOM STOP 10-150-1</p> <p>AXLE AND DIFFERENTIAL (FRONT)..... 40-20-1</p> <p>AXLE AND DIFFERENTIAL (REAR)..... 40-21-1</p> <p>AXLE PIVOT FRAME 40-01</p> <p>AXLE TOE-IN..... 40-40-1</p> <p>AXLES (FRONT AND REAR)..... 10-110-1</p> <p>BASIC TROUBLESHOOTING 80-50-1</p> <p>BATTERY..... 60-20-1</p> <p>BOOM ASSEMBLY 50-30-1</p> <p>BRAKE VALVE..... 20-110-1</p> <p>BUCKET POSITIONING CYLINDER..... 20-30-1</p> <p>CAMSHAFT AND TIMING GEARS..... 70-100-1</p> <p>CANOPY..... 50-11-1</p> <p>COMPONENTS 80-20-1</p> <p>COMPRESSOR 80-110-1</p> <p>CONDENSER 80-120-1</p> <p>CONVERSIONS SPEC-70-1</p> <p>CRANKSHAFT AND PISTONS 70-90-1</p> <p>CYLINDER HEAD 70-80-1</p> <p>DASH COVER/STEERING COLUMN COVER.. 50-130-1</p> <p>DIAGNOSTIC SERVICE CODES 60-140-1</p> <p>DRIVE BOX 20-70-1</p> <p>ENGINE AND ENGINE MOUNTS 70-11-1</p> <p>ENGINE AND HYDROSTAT ASSEMBLY 70-12-1</p> <p>ELECTRICAL SYSTEM INFORMATION 60-10-1</p> <p>ENGINE COOLING SYSTEM..... 10-70-1</p> <p>ENGINE COOLING SYSTEM..... 70-50-1</p> <p>ENGINE COVER 10-160-1</p> <p>ENGINE COVER 50-70-1</p> <p>ENGINE LUBRICATION SYSTEM..... 10-01</p> <p>ENGINE SPECIFICATIONS..... SPEC-01</p> <p>ENGINE SPEED CONTROL 70-20-1</p> <p>EVAPORATOR/BLOWER UNIT..... 80-150-1</p> <p>EXPANSION VALVE 80-160-1</p> <p>EXTENSION CYLINDER 20-40-1</p> <p>FENDER 50-110-1</p>	<p>FUEL SYSTEM..... 70-70-1</p> <p>FRONT AUXILIARY HYDRAULIC PRESSURE RELEASE VALVE..... 20-200-1</p> <p>FRONT AXLE 40-30-1</p> <p>FRONT WIPER MOTOR..... 60-90-1</p> <p>FUEL SYSTEM..... 10-80-1</p> <p>FUEL TANK 50-80-1</p> <p>GEAR PUMP 20-120-1</p> <p>GENERAL AIR CONDITIONING SERVICE GUIDELINES.. 80-60-1</p> <p>HEATER ASSEMBLY 80-170-1</p> <p>HYDRAULIC CONNECTION SPECIFICATIONS..... SPEC-50-1</p> <p>HYDRAULIC CONTROL VALVE 20-150-1</p> <p>HYDRAULIC/HYDROSTATIC FLUID SPECIFICATIONS. SPEC-60-1</p> <p>HYDRAULIC / HYDROSTATIC SYSTEM..... 10-100-1</p> <p>HYDRAULIC RESERVOIR..... 20-130-1</p> <p>HYDRAULIC SYSTEM INFORMATION 20-10-1</p> <p>HYDROSTATIC DRIVE MOTOR..... 30-30-1</p> <p>HYDROSTATIC PUMP 30-40-1</p> <p>HYDROSTATIC SYSTEM INFORMATION..... 30-10-1</p> <p>INCHING SWITCH 60-130-1</p> <p>INNER BOOM 50-40-1</p> <p>INSTRUMENT PANEL..... 60-80-1</p> <p>JOYSTICK 20-160-1</p> <p>JOYSTICK PANEL..... 50-120-1</p> <p>LATERAL OPERATOR RESTRAINT SYSTEM (LORS™). 10-170-1</p> <p>LATERAL OPERATOR RESTRAINT SYSTEM (LORS™)... 60-50-1</p> <p>LIFT CYLINDER 20-20-1</p> <p>LIFTING AND BLOCKING THE VERSAHANDLER..... 10-10-1</p> <p>LIGHTS..... 60-60-1</p> <p>LUBRICATION..... 10-120-1</p> <p>LUBRICATION SYSTEM 70-60-1</p>
--	--

Dealer Copy -- Not for Resale



Thank you very much
for your reading.
Please click here
to get more information.