

**V518**



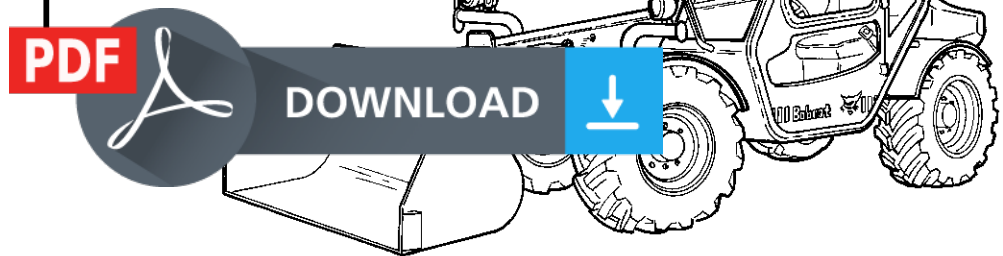
**Bobcat®**

**VersaHANDLER**

# Service Manual

S/N 367012501 & Above  
S/N 367311001 & Above

Dealer Copy Not for Resale





# MAINTENANCE SAFETY



## WARNING

Instructions are necessary before operating or servicing machine. Read and understand the Operation & Maintenance Manual, Operator's Handbook and signs (decals) on machine. Follow warnings and instructions in the manuals when making repairs, adjustments or servicing. Check for correct function after adjustments, repairs or service. Untrained operators and failure to follow instructions can cause injury or death.

W-2003-0903

### CORRECT




B-10731a

- ⚠ Never service the Bobcat VersaHANDLER without instructions.



**Safety Alert Symbol:** This symbol with a warning statement, means: "Warning, be alert! Your safety is involved!" Carefully read the message that follows.


### CORRECT



B-16082

- ⚠ Cleaning and maintenance are required daily.


### WRONG



B-16080

- ⚠ Disconnecting or loosening any hydraulic tubeline, hose, fitting, component or a part failure can cause boom to drop. Do not go under boom when raised unless supported by an approved boom stop. Replace if damaged.


### WRONG



B-16079

- ⚠ Never work on VersaHANDLER with boom up unless boom is held by an approved boom stop. Replace if damaged.
- ⚠ Never modify equipment or add attachments not approved by Bobcat Company.


### WRONG



B-16081

- ⚠ Have good ventilation when welding or grinding painted parts.
- ⚠ Wear dust mask when grinding painted parts. Toxic dust and gas can be produced.
- ⚠ Avoid exhaust fume leaks which can kill without warning. Exhaust system must be tightly sealed.

### WRONG



B-16078

- ⚠ Keep body, jewelry and clothing away from moving parts, electrical contact, hot parts and exhaust.
- ⚠ Wear eye protection to guard from battery acid, compressed springs, fluids under pressure and flying debris when engines are running or tools are used. Use eye protection approved for type of welding.

### WRONG



B-6589

- ⚠ Lead-acid batteries produce flammable and explosive gases.
- ⚠ Keep arcs, sparks, flames and lighted tobacco away from batteries.
- ⚠ Batteries contain acid which burns eyes or skin on contact. Wear protective clothing. If acid contacts body, flush well with water. For eye contact flush well and get immediate medical attention.

Dealer Copy -- Not for Resale

Maintenance procedures which are given in the Operation & Maintenance Manual can be performed by the owner/operator without any specific technical training. Maintenance procedures which are **not** in the Operation & Maintenance Manual must be performed **ONLY BY QUALIFIED BOBCAT SERVICE PERSONNEL**. Always use genuine Bobcat replacement parts.

MSW12-0805



**Bobcat®**

## ALPHABETICAL INDEX

ACCUMULATOR .....	20-01	HEATER ASSEMBLY .....	80-01
AIR CLEANER .....	70-01	HYDRAULIC CONNECTION	
AIR CLEANER SERVICE .....	10-01	SPECIFICATIONS.....	SPEC-01
AIR CONDITIONING SERVICE.....	80-01	HYDRAULIC CONTROL VALVE.....	20-01
AIR CONDITIONING SYSTEM FLOW .....	80-01	HYDRAULIC/HYDROSTATIC FLUID	
ALTERNATOR.....	60-01	SPECIFICATIONS.....	SPEC-01
AXLE AND DIFFERENTIAL (FRONT).....	40-01	HYDRAULIC/HYDROSTATIC SYSTEM .....	10-01
AXLE AND DIFFERENTIAL (REAR).....	40-01	HYDRAULIC RESERVOIR.....	20-01
AXLE TOE-IN.....	40-01	HYDRAULIC SYSTEM INFORMATION.....	20-01
AXLES (FRONT AND REAR).....	10-01	HYDROSTATIC DRIVE MOTOR .....	30-01
		HYDROSTATIC PUMP .....	30-01
		HYDROSTATIC SYSTEM INFORMATION.....	30-01
BASIC TROUBLESHOOTING .....	80-01		
BATTERY .....	60-01	INCHING SWITCH .....	60-01
BOOM ASSEMBLY.....	50-01	INNER BOOM .....	50-01
BOOM STOP .....	10-01	INSTRUMENT PANEL .....	60-01
BRAKE LIGHT SWITCH .....	60-01		
BRAKE VALVE .....	20-01	JOYSTICK .....	20-01
BUCKET POSITIONING CYLINDER.....	20-01	JOYSTICK PANEL .....	50-01
CANOPY.....	50-01	LATERAL OPERATOR RESTRAINT SYSTEM	
COMPONENTS .....	80-01	(LORSTM).....	10-01, 60-01
COMPRESSOR .....	80-01	LIFT CYLINDER.....	20-01
CONDENSER .....	80-01	LIFTING AND BLOCKING THE VersaHANDLER... 10-01	
CONVERSIONS .....	SPEC-01	LIGHTS.....	60-01
		LUBRICATION .....	10-01
DASH COVER/STEERING COLUMN COVER.....	50-01		
DRIVE BOX .....	20-01	MACHINE TORQUE SPECIFICATIONS.....	SPEC-01
DRIVESHAFT .....	40-01	MAIN RELIEF VALVE .....	20-01
		MUFFLER.....	70-01
ELECTRICAL SYSTEM INFORMATION.....	60-01		
ENGINE AND ENGINE MOUNTS .....	70-01	OIL COOLER.....	30-01
ENGINE COMPONENTS AND TESTING .....	70-01	OPERATOR CAB.....	10-01, 50-01
ENGINE COOLING SYSTEM.....	10-01	OPERATOR SEAT .....	50-01
ENGINE COVER .....	10-01, 50-01		
ENGINE/HYDROSTAT ASSEMBLY.....	70-01	PARKING BRAKE .....	20-01, 40-01
ENGINE LUBRICATION SYSTEM .....	10-01	PEDAL ASSEMBLY .....	60-01
ENGINE SPECIFICATIONS .....	SPEC-01	PORT RELIEF VALVES .....	20-01
ENGINE SPEED CONTROL .....	70-01	PRESSURE REDUCING VALVE.....	20-01
EVAPORATOR/BLOWER UNIT .....	80-01	PRESSURE SWITCH.....	80-01
EXPANSION VALVE .....	80-01		
EXTENSION CYLINDER .....	20-01	QUICK TACH .....	50-01
		QUICK TACH CYLINDER .....	20-01
FAN MOTOR .....	20-01		
FENDER.....	50-01	RADIATOR .....	70-01
FLOW CONTROL VALVE .....	20-01	REAR AXLE .....	40-01
FLYWHEEL AND HOUSING .....	70-01	REAR WEIGHTS.....	50-01
FRONT AUXILIARY HYDRAULIC PRESSURE		REAR WIPER MOTOR .....	60-01
RELEASE VALVE.....	20-01	RECEIVER/DRIER.....	80-01
FRONT AXLE .....	40-01	RECONDITIONING THE ENGINE.....	70-01
FRONT WIPER MOTOR .....	60-01	REGULAR MAINTENANCE .....	80-01
FUEL SYSTEM.....	10-01		
FUEL TANK .....	50-01		
GEAR PUMP .....	20-01		
GENERAL AIR CONDITIONING SERVICE			
GUIDELINES .....	80-01		



Thank you very much  
for your reading.  
Please click here  
to get more information.