

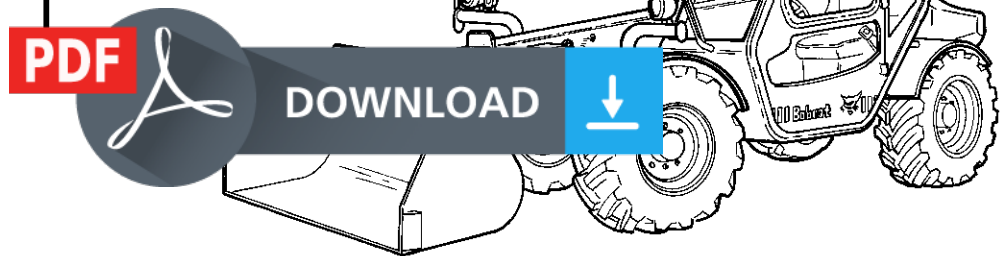
V518



Bobcat®
VersaHANDLER

Service Manual

S/N 367610501, 367611001 & Above
S/N 367711001 & Above



Dealer Copy Not for Resale

MAINTENANCE SAFETY




WARNING

Instructions are necessary before operating or servicing machine. Read and understand the Operation & Maintenance Manual, Operator's Handbook and signs (decals) on machine. Follow warnings and instructions in the manuals when making repairs, adjustments or servicing. Check for correct function after adjustments, repairs or service. Untrained operators and failure to follow instructions can cause injury or death.

W-2003-0903

CORRECT




B-10731a

- ⚠ Never service the Bobcat VersaHANDLER without instructions.



Safety Alert Symbol: This symbol with a warning statement, means: "Warning, be alert! Your safety is involved!" Carefully read the message that follows.

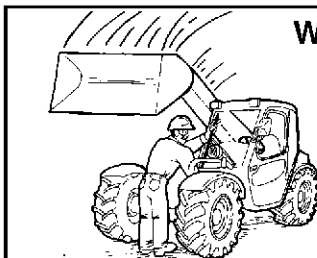
CORRECT



B-16082

- ⚠ Cleaning and maintenance are required daily.


WRONG



B-16080

- ⚠ Disconnecting or loosening any hydraulic tubeline, hose, fitting, component or a part failure can cause boom to drop. Do not go under boom when raised unless supported by an approved boom stop. Replace if damaged.

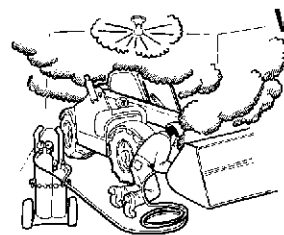
WRONG



B-16079

- ⚠ Never work on VersaHANDLER with boom up unless boom is held by an approved boom stop. Replace if damaged.
- ⚠ Never modify equipment or add attachments not approved by Bobcat Company.


WRONG



B-16081

- ⚠ Have good ventilation when welding or grinding painted parts.
- ⚠ Wear dust mask when grinding painted parts. Toxic dust and gas can be produced.
- ⚠ Avoid exhaust fume leaks which can kill without warning. Exhaust system must be tightly sealed.

WRONG



B-16078

- ⚠ Keep body, jewelry and clothing away from moving parts, electrical contact, hot parts and exhaust.
- ⚠ Wear eye protection to guard from battery acid, compressed springs, fluids under pressure and flying debris when engines are running or tools are used. Use eye protection approved for type of welding.

WRONG



B-6589

- ⚠ Lead-acid batteries produce flammable and explosive gases.
- ⚠ Keep arcs, sparks, flames and lighted tobacco away from batteries.
- ⚠ Batteries contain acid which burns eyes or skin on contact. Wear protective clothing. If acid contacts body, flush well with water. For eye contact flush well and get immediate medical attention.

Maintenance procedures which are given in the Operation & Maintenance Manual can be performed by the owner/operator without any specific technical training. Maintenance procedures which are **not** in the Operation & Maintenance Manual must be performed **ONLY BY QUALIFIED BOBCAT SERVICE PERSONNEL**. Always use genuine Bobcat replacement parts.

MSW12-0805

Dealer Copy -- Not for Resale



Bobcat®

ALPHABETICAL INDEX

<p>ACCUMULATOR..... 20-210-01</p> <p>AIR CLEANER 70-40-01</p> <p>AIR CLEANER SERVICE 10-60-01</p> <p>AIR CONDITIONING SERVICE..... 80-90-1</p> <p>AIR CONDITIONING SYSTEM FLOW 80-10-1</p> <p>AIR INTAKE COWLING 50-71-1</p> <p>ALTERNATOR 60-30-1</p> <p>APPROVED BOOM STOP 10-150-1</p> <p>AXLE AND DIFFERENTIAL (FRONT) (FOR S/N 367611001 - 367612000 AND S/N 367711001 - 367712000) 40-20-1</p> <p>AXLE AND DIFFERENTIAL (REAR) (For S/N 367611001 - 367612000 and S/N 367711001 - 367712000)..... 40-21-1</p> <p>AXLE AND DIFFERENTIAL (FRONT) (For S/N 367612001 & Above, S/N 367712001 & Above) 40-22-1</p> <p>AXLE AND DIFFERENTIAL (REAR) (FOR S/N 367612001 & ABOVE, S/N 367712001 & ABOVE)..... 40-23-1</p> <p>AXLE PIVOT FRAME 40-01</p> <p>AXLE TOE-IN (FOR S/N 367611001 - 367612000 and S/N 367711001 - 367712000) 40-40-1</p> <p>AXLE TOE-IN (FOR S/N 367612001 & ABOVE, S/N 367712001 & ABOVE) 40-41-1</p> <p>AXLES (FRONT AND REAR) (For S/N 367611001 - 367612000 and S/N 367711001 - 367712000) ... 10-110-1</p> <p>AXLES (FRONT AND REAR) (For S/N 367612001 & Above, S/N 367712001 & Above) 10-111-1</p> <p>BASIC TROUBLESHOOTING 80-50-1</p> <p>BATTERY 60-20-1</p> <p>BOOM ASSEMBLY 50-30-1</p> <p>BRAKE LIGHT SWITCH 60-100-1</p> <p>BRAKE VALVE 20-120-1</p> <p>BUCKET POSITIONING CYLINDER..... 20-30-1</p> <p>CANOPY 50-11-1</p> <p>COMPONENTS 80-20-1</p> <p>COMPRESSOR 80-110-1</p> <p>CONDENSER 80-120-1</p> <p>CONVERSIONS SPEC-70-1</p> <p>DASH COVER/STEERING COLUMN COVER.. 50-130-1</p> <p>DRIVE BOX (For S/N 367611001 - 367612000 and S/N 367711001 - 367712000) 20-70-1</p> <p>DRIVE BOX (FOR S/N 367612001 & ABOVE, S/N 367712001 & ABOVE) 20-71-1</p> <p>DRIVESHAFT 40-70-1</p> <p>ELECTRICAL SYSTEM INFORMATION 60-10-1</p> <p>ENGINE AND ENGINE MOUNTS 70-60-1</p> <p>ENGINE COMPONENTS AND TESTING 70-70-1</p> <p>ENGINE COOLING SYSTEM..... 10-70-1</p> <p>ENGINE COVER 10-160-1</p> <p>ENGINE COVER 50-70-1</p> <p>ENGINE/HYDROSTAT ASSEMBLY 70-80-1</p> <p>ENGINE LUBRICATION SYSTEM..... 10-01</p> <p>ENGINE SPECIFICATIONS..... SPEC-01</p> <p>ENGINE SPEED CONTROL 70-20-1</p> <p>EVAPORATOR/BLOWER UNIT 80-150-1</p> <p>EXPANSION VALVE 80-160-1</p>	<p>EXTENSION CYLINDER..... 20-40-1</p> <p>FAN MOTOR 20-140-1</p> <p>FENDER..... 50-110-1</p> <p>FLOW CONTROL VALVE..... 20-240-1</p> <p>FLYWHEEL AND HOUSING 70-90-1</p> <p>FRONT AUXILIARY HYDRAULIC PRESSURE RELEASE VALVE .. 20-230-1</p> <p>FRONT AXLE (FOR S/N 367611001 - 367612000 and S/N 367711001 - 367712000) 40-30-1</p> <p>FRONT AXLE (FOR S/N 367612001 & ABOVE, S/N 367712001 & ABOVE)..... 40-31-1</p> <p>FRONT WIPER MOTOR 60-110-1</p> <p>FUEL SYSTEM..... 10-80-1</p> <p>FUEL TANK 50-80-1</p> <p>GEAR PUMP 20-130-1</p> <p>GENERAL AIR CONDITIONING SERVICE GUIDELINES .. 80-60-1</p> <p>HEATER ASSEMBLY 80-170-1</p> <p>HYDRAULIC CONNECTION SPECIFICATIONS..... SPEC-50-1</p> <p>HYDRAULIC CONTROL VALVE 20-170-1</p> <p>HYDRAULIC/HYDROSTATIC FLUID SPECIFICATIONS. SPEC-60-1</p> <p>HYDRAULIC/HYDROSTATIC SYSTEM..... 10-100-1</p> <p>HYDRAULIC RESERVOIR..... 20-150-1</p> <p>HYDRAULIC SYSTEM INFORMATION 20-10-1</p> <p>HYDROSTATIC DRIVE MOTOR 30-30-1</p> <p>HYDROSTATIC PUMP 30-40-1</p> <p>HYDROSTATIC SYSTEM INFORMATION..... 30-10-1</p> <p>INCHING SWITCH 60-150-1</p> <p>INNER BOOM 50-40-1</p> <p>INSTRUMENT PANEL..... 60-80-1</p> <p>JOYSTICK 20-180-1</p> <p>JOYSTICK PANEL..... 50-120-1</p> <p>LATERAL OPERATOR RESTRAINT SYSTEM (LORS) 10-170-1</p> <p>LATERAL OPERATOR RESTRAINT SYSTEM (LOR'S™) .. 60-50-1</p> <p>LIFT CYLINDER 20-20-1</p> <p>LIFTING AND BLOCKING THE VERSAHANDLER..... 10-10-1</p> <p>LIGHTS..... 60-60-1</p> <p>LUBRICATION (For S/N 367611001 - 367612000 and S/N 367711001 - 367712000) 10-120-1</p> <p>LUBRICATION (For S/N 367612001 & Above and S/N 367712001 & Above) 10-121-1</p>
---	---

Dealer Copy - Not for Resale



Thank you very much
for your reading.
Please click here
to get more information.