

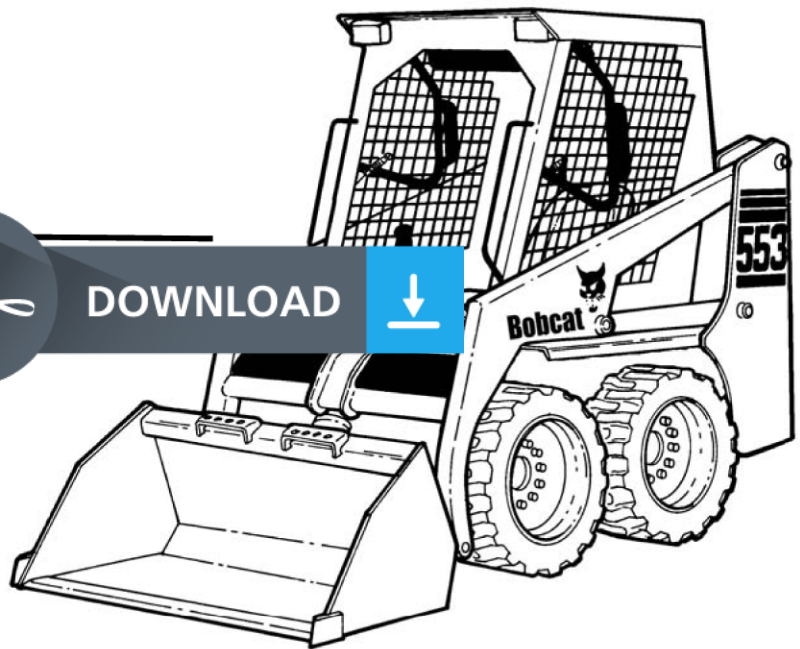
553



Bobcat®

Service Manual

S/N 520311001 & Above
S/N 520411001 & Above



Dealer Copy Not for Resale

EQUIPPED WITH
BOBCAT INTERLOCK
CONTROL SYSTEM (BICS™)

6901824 (3-06)

1 of 405



Printed in U.S.A.

© Bobcat Company 2006

MAINTENANCE SAFETY



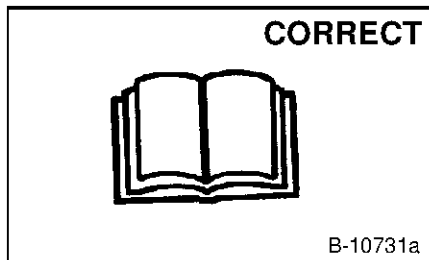
WARNING

Instructions are necessary before operating or servicing machine. Read and understand the Operation & Maintenance Manual, Operator's Handbook and signs (decals) on machine. Follow warnings and instructions in the manuals when making repairs, adjustments or servicing. Check for correct function after adjustments, repairs or service. Untrained operators and failure to follow instructions can cause injury or death.


W-2003-0903




Safety Alert Symbol: This symbol with a warning statement, means: "Warning, be alert! Your safety is involved!" Carefully read the message that follows.



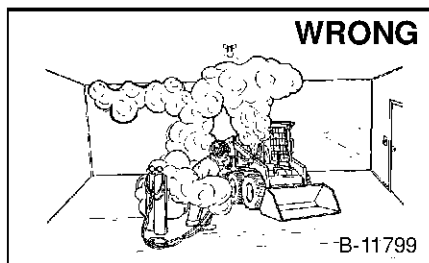
Never service the Bobcat Skid-Steer Loader without instructions.



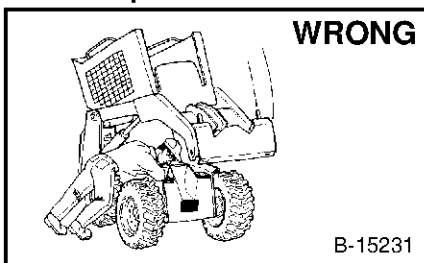
Use the correct procedure to lift or lower operator cab.



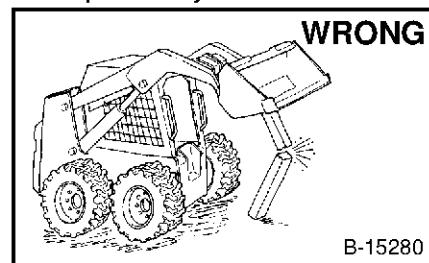
Cleaning and maintenance are required daily.




- Have good ventilation when welding or grinding painted parts.
- Wear dust mask when grinding painted parts. Toxic dust and gas can be produced.
- Avoid exhaust fume leaks which can kill without warning. Exhaust system must be tightly sealed.



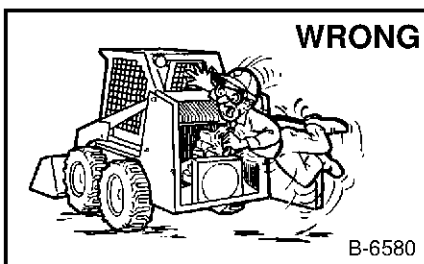
Disconnecting or loosening any hydraulic tubeline, hose, fitting, component or a part failure can cause lift arms to drop. Do not go under lift arms when raised unless supported by an approved lift arm support device. Replace it if damaged.




- Never work on loader with lift arms up unless lift arms are held by an approved lift arm support device. Replace if damaged.
- Never modify equipment or add attachments not approved by Bobcat Company.



- Stop, cool and clean engine of flammable materials before checking fluids.
- Never service or adjust loader with the engine running unless instructed to do so in the manual.
- Avoid contact with leaking hydraulic fluid or diesel fuel under pressure. It can penetrate the skin or eyes.
- Never fill fuel tank with engine running, while smoking or when near open flame.



- Keep body, jewelry and clothing away from moving parts, electrical contact, hot parts and exhaust.
- Wear eye protection to guard from battery acid, compressed springs, fluids under pressure and flying debris when engines are running or tools are used. Use eye protection approved for type of welding.
- Keep rear door closed except for service. Close and latch door before operating the loader.



- Lead-acid batteries produce flammable and explosive gases.
- Keep arcs, sparks, flames and lighted tobacco away from batteries.
- Batteries contain acid which burns eyes or skin on contact. Wear protective clothing. If acid contacts body, flush well with water. For eye contact flush well and get immediate medical attention.

Maintenance procedures which are given in the Operation & Maintenance Manual can be performed by the owner/operator without any specific technical training. Maintenance procedures which are **not** in the Operation & Maintenance Manual must be performed **ONLY BY QUALIFIED BOBCAT SERVICE PERSONNEL**. Always use genuine Bobcat replacement parts. The Service Safety Training Course is available from your Bobcat dealer.

MSW01-0805

Dealer Copy -- Not for Resale



Bobcat®

ALPHABETICAL INDEX

AIR CLEANER	70-01	LIFT ARM	50-01
AIR CLEANER SERVICE	10-01	LIFT ARM BY-PASS CONTROL VALVE.....	20-01
ALTERNATOR	60-01	LIFT ARM SUPPORT DEVICE	10-01
AUXILIARY CONTROL LOCKBOLT.....	10-01	LIFTING AND BLOCKING THE LOADER.....	10-01
BATTERY.....	60-01	LIGHTS	60-01
BICS™ SYSTEM (WITH PRESS TO OPERATE BUTTON)	60-01	LOADER SPECIFICATIONS.....	SPEC-01
BLOWER FAN HOUSING.....	70-01	LUBRICATION OF THE BOBCAT LOADER.....	10-01
BOBCAT INTERLOCK CONTROL SYSTEM (BICS™)	60-01	MAIN RELIEF VALVE	20-01
BOB-TACH	10-01, 50-01	MUFFLER.....	70-01
CHAINCASE	40-01	OIL COOLER.....	30-01
CONTROL PANEL.....	30-01	OPERATOR CAB	10-01, 50-01
CONTROL PEDALS	50-01	OPERATOR SEAT	50-01
CONVERSIONS	SPEC-01	PARKING BRAKE.....	40-01
CYLINDER (LIFT)	20-01	PIVOT PINS	10-01
CYLINDER (TILT)	20-01	PORT BLOCK.....	30-01
DRIVE COMPONENTS	40-01	RADIATOR	70-01
ELECTRICAL SYSTEM INFORMATION	60-01	REAR DOOR	50-01
ENGINE	70-01	REAR GRILL	50-01
ENGINE COMPONENTS AND TESTING	70-01	RECONDITIONING THE ENGINE.....	70-01
ENGINE COOLING SYSTEM.....	10-01	REMOTE START	10-01
ENGINE LUBRICATION SYSTEM.....	10-01	RUBBER COUPLER LUBRICATION	10-01
ENGINE SPECIFICATIONS	SPEC-01	RUBBER DRIVE COUPLER	70-01
ENGINE SPEED CONTROL	70-01	SEAT BAR	50-01
FINAL DRIVE TRANSMISSION (CHAINCASE) ..	10-01	SEAT BAR RESTRAINT SYSTEM.....	01-01
FLYWHEEL	70-01	SERVICE SCHEDULE	10-01
FUEL SYSTEM.....	10-01	SPARK ARRESTOR MUFFLER.....	10-01
FUEL TANK.....	50-01	STARTER	60-01
HYDRAULIC CONTROL VALVE.....	20-01	STEERING	30-01
HYDRAULIC FILTER HOUSING	20-01	TIRE MAINTENANCE	10-01
HYDRAULIC FLUID RESERVOIR.....	20-01	TORQUE SPECIFICATIONS FOR BOLTS ...	SPEC-01
HYDRAULIC FLUID SPECIFICATIONS	SPEC-01	TOWING THE LOADER.....	10-01
HYDRAULIC PUMP.....	20-01	TRANSPORTING THE BOBCAT LOADER.....	10-01
HYDRAULIC/HYDROSTATIC FLUID SPECIFICATIONS	SPEC-01	TROUBLESHOOTING	70-01
HYDRAULIC/HYDROSTATIC SYSTEM	10-01	WATER FLANGE.....	70-01
HYDRAULIC SYSTEM INFORMATION.....	20-01		
HYDROSTATIC MOTOR	30-01		
HYDROSTATIC PUMP	30-01		
HYDROSTATIC SYSTEM INFORMATION	30-01		
INSTRUMENT PANEL.....	60-01		



Thank you very much
for your reading.
Please click here
to get more information.