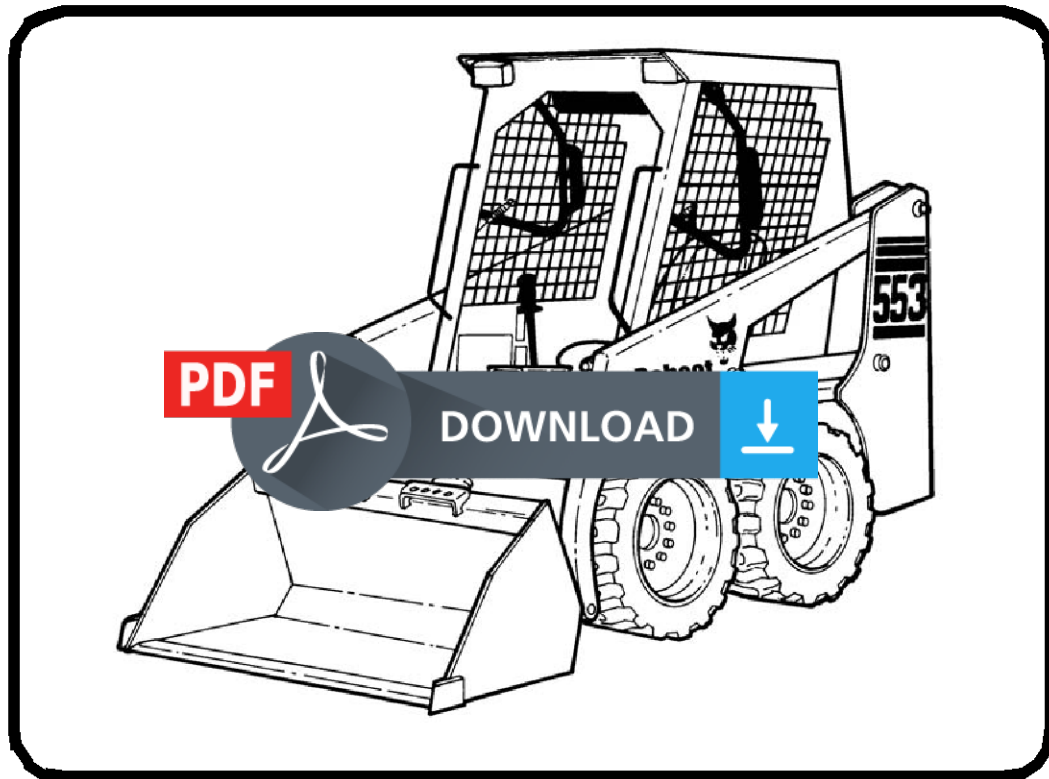




Bobcat®

Service Manual 553 Skid-Steer Loader

S/N 539112001 & Above
S/N 539412001 & Above



Dealer Copy -- Not for Resale

EQUIPPED WITH
BOBCAT INTERLOCK
CONTROL SYSTEM (BICS)



MAINTENANCE SAFETY




WARNING

Instructions are necessary before operating or servicing machine. Read and understand the Operation & Maintenance Manual, Operator's Handbook and signs (decals) on machine. Follow warnings and instructions in the manuals when making repairs, adjustments or servicing. Check for correct function after adjustments, repairs or service. Untrained operators and failure to follow instructions can cause injury or death.


W-2003-0903




Safety Alert Symbol: This symbol with a warning statement, means: "Warning, be alert! Your safety is involved!" Carefully read the message that follows.




Never service the Bobcat Skid-Steer Loader without instructions.



Use the correct procedure to lift or lower operator cab.



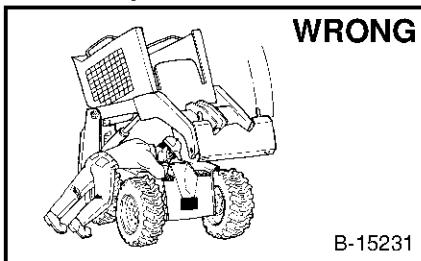
Cleaning and maintenance are required daily.



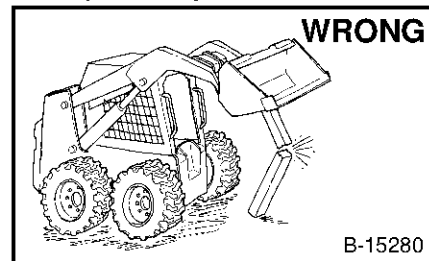
Have good ventilation when welding or grinding painted parts.

Wear dust mask when grinding painted parts. Toxic dust and gas can be produced.

Avoid exhaust fume leaks which can kill without warning. Exhaust system must be tightly sealed.




Disconnecting or loosening any hydraulic tubeline, hose, fitting, component or a part failure can cause lift arms to drop. Do not go under lift arms when raised unless supported by an approved lift arm support device. Replace it if damaged.



Never work on loader with lift arms up unless lift arms are held by an approved lift arm support device. Replace if damaged.

Never modify equipment or add attachments not approved by Bobcat Company.

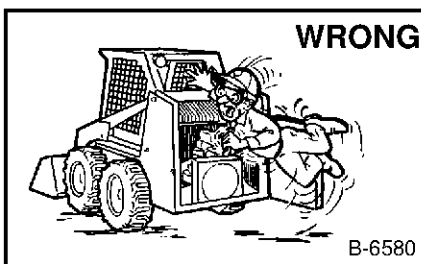


Stop, cool and clean engine of flammable materials before checking fluids.

Never service or adjust loader with the engine running unless instructed to do so in the manual.

Avoid contact with leaking hydraulic fluid or diesel fuel under pressure. It can penetrate the skin or eyes.


Never fill fuel tank with engine running, while smoking or when near open flame.



Keep body, jewelry and clothing away from moving parts, electrical contact, hot parts and exhaust.

Wear eye protection to guard from battery acid, compressed springs, fluids under pressure and flying debris when engines are running or tools are used. Use eye protection approved for type of welding.

Keep rear door closed except for service. Close and latch door before operating the loader.



Lead-acid batteries produce flammable and explosive gases.

Keep arcs, sparks, flames and lighted tobacco away from batteries.

Batteries contain acid which burns eyes or skin on contact. Wear protective clothing. If acid contacts body, flush well with water. For eye contact flush well and get immediate medical attention.

Maintenance procedures which are given in the Operation & Maintenance Manual can be performed by the owner/operator without any specific technical training. Maintenance procedures which are **not** in the Operation & Maintenance Manual must be performed **ONLY BY QUALIFIED BOBCAT SERVICE PERSONNEL**. Always use genuine Bobcat replacement parts. The Service Safety Training Course is available from your Bobcat dealer.

MSW01-0805

Dealer Copy -- Not for Resale



Bobcat®

ALPHABETICAL INDEX

AIR CLEANER	70-01	INSTRUMENT PANEL.....	60-01
AIR CLEANER SERVICE	10-01	LIFT ARM	50-01
ALTERNATOR	60-01	LIFT ARM BY-PASS CONTROL VALVE.....	20-01
AUXILIARY CONTROL LOCKBOLT.....	10-01	LIFT ARM SUPPORT DEVICE	10-01
		LIFTING AND BLOCKING THE LOADER.....	10-01
BATTERY.....	60-01	LIGHTS	60-01
BOBCAT INTERLOCK CONTROL		553 LOADER SPECIFICATIONS.....	SPEC-01
SYSTEM (BICS)	60-01	LOADER STORAGE AND RETURN TO SERVICE	10-01
BOB-TACH	10-01, 50-01	LUBRICATING THE BOBCAT	70-01
CAMSHAFT AND TIMING GEARS.....	70-01	MAIN RELIEF VALVE	20-01
CHAINCASE	40-01	MUFFLER.....	70-01
CONTROL LEVER.....	50-01		
CONTROL PANEL.....	50-01	OIL COOLER.....	20-01
CONTROL PEDALS AND LINKAGES.....	50-01	OPERATOR CAB	10-01, 50-01
CONVERSIONS	SPEC-01	OPERATOR SEAT	50-01
CRANKSHAFT AND PISTONS	70-01		
CYLINDER (LIFT)	20-01	PARKING BRAKE.....	40-01
CYLINDER (TILT)	20-01	PIVOT PINS	10-01
CYLINDER HEAD.....	70-01	PORT BLOCK.....	30-01
DRIVE COMPONENTS	40-01	REAR DOOR	50-01
		REAR GRILL	50-01
ELECTRICAL SYSTEM INFORMATION	60-01	REGULAR MAINTENANCE	80-01
ENGINE INFORMATION	70-01	REMOTE START	10-01
ENGINE COOLING SYSTEM.....	10-01, 70-01	RESISTOR	80-01
ENGINE LUBRICATION SYSTEM.....	10-01	RUBBER COUPLER LUBRICATION	10-01
ENGINE SPEED CONTROL	70-01	RUBBER DRIVE COUPLER	70-01
ENGINE SPEED CONTROL PLATE	70-01		
		SEAT BAR	50-01
FINAL DRIVE TRANSMISSION (CHAINCASE) ..	10-01	SEAT BAR SENSOR	60-01
FLYWHEEL AND HOUSING	70-01	SEAT BAR RESTRAINT SYSTEM.....	01-01
FUEL SYSTEM.....	10-01, 70-01	SERVICE SCHEDULE	10-01
FUEL TANK.....	50-01	SPARK ARRESTOR MUFFLER.....	10-01
		STARTER	60-01
HEATER COIL	80-01	STEERING	30-01
HEATER FAN.....	80-01	STOPPING THE ENGINE AND LEAVING	
HEATER MOTOR	80-01	THE LOADER.....	10-01
HEATER SWITCH.....	80-01		
HEATER SYSTEM.....	80-01	TILT LOCK VALVE.....	20-01
HEATER UNIT	80-01	TIRE MAINTENANCE	10-01
HEATER VALVE.....	80-01	TORQUE SPECIFICATIONS FOR BOLTS	SPEC-01
HYDRAULIC CONNECTION		TOWING THE LOADER.....	10-01
SPECIFICATIONS	SPEC-01	TRACTION LOCK	60-01
HYDRAULIC CONTROL VALVE.....	20-01	TRANSPORTING LOADER ON A TRAILER	10-01
HYDRAULIC/HYDROSTATIC FILTER.....	20-01	TROUBLESHOOTING	80-01
HYDRAULIC FLUID RESERVOIR.....	20-01		
HYDRAULIC PUMP.....	20-01	WATER FLANGE.....	70-01
HYDRAULIC/HYDROSTATIC		WINDOW (FRONT DOOR)	50-01
FLUID SPECIFICATIONS	SPEC-01	WINDOW (REAR)	50-01
HYDRAULIC/HYDROSTATIC SYSTEM	10-01	WINDOW (SIDE).....	50-01
HYDRAULIC SYSTEM INFORMATION.....	20-01	WINDOW (TOP)	50-01
HYDROSTATIC MOTOR	30-01		
HYDROSTATIC PUMP	30-01		
HYDROSTATIC SYSTEM INFORMATION	30-01		

Dealer Copy -- Not for Resale



Thank you very much
for your reading.
Please click here
to get more information.