

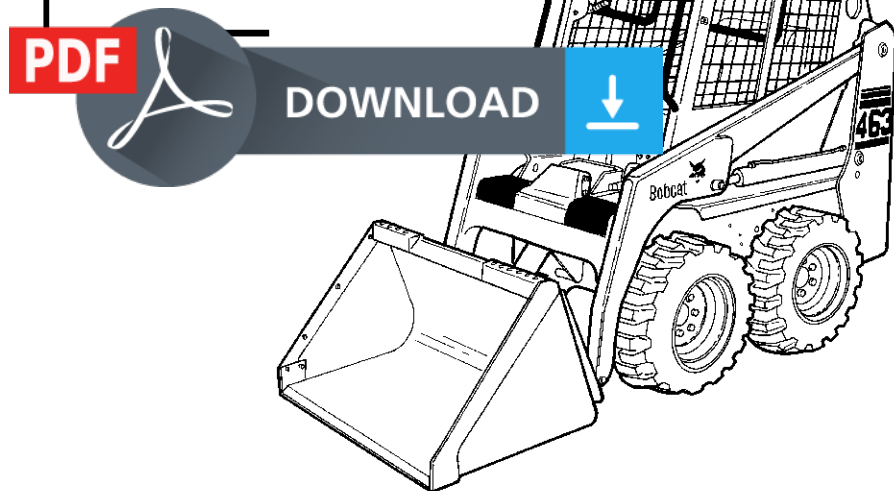
463



Bobcat®

Service Manual

S/N 538911001 & Above
S/N 539011001 & Above



**EQUIPPED WITH
BOBCAT INTERLOCK
CONTROL SYSTEM (BICS™)**

MAINTENANCE SAFETY



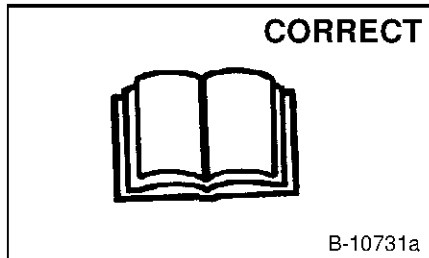
WARNING

Instructions are necessary before operating or servicing machine. Read and understand the Operation & Maintenance Manual, Operator's Handbook and signs (decals) on machine. Follow warnings and instructions in the manuals when making repairs, adjustments or servicing. Check for correct function after adjustments, repairs or service. Untrained operators and failure to follow instructions can cause injury or death.

W-2003-0903




Safety Alert Symbol: This symbol with a warning statement, means: "Warning, be alert! Your safety is involved!" Carefully read the message that follows.




B-10731a

Never service the Bobcat Skid-Steer Loader without instructions.



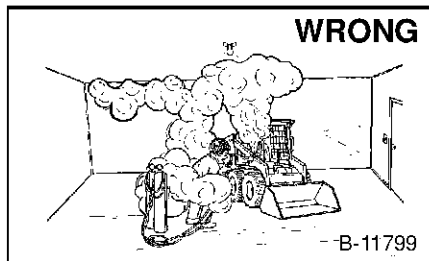
B-12365

Use the correct procedure to lift or lower operator cab.



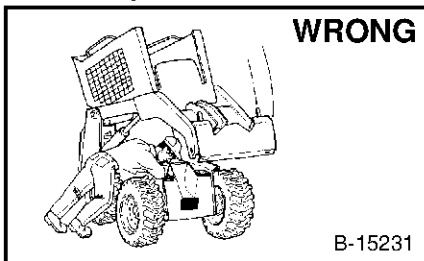
B-7469

Cleaning and maintenance are required daily.



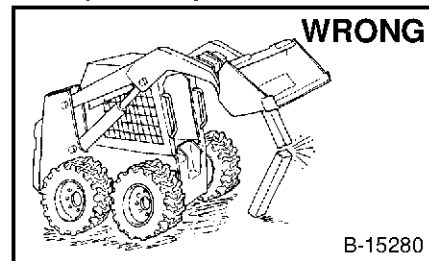
B-11799

- Have good ventilation when welding or grinding painted parts.
- Wear dust mask when grinding painted parts. Toxic dust and gas can be produced.
- Avoid exhaust fume leaks which can kill without warning. Exhaust system must be tightly sealed.




B-15231

Disconnecting or loosening any hydraulic tubeline, hose, fitting, component or a part failure can cause lift arms to drop. Do not go under lift arms when raised unless supported by an approved lift arm support device. Replace it if damaged.



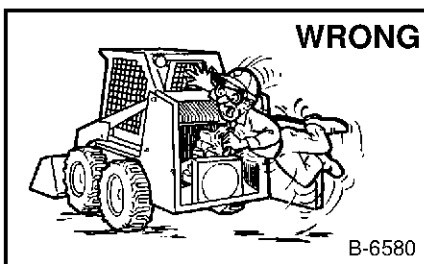
B-15280

- Never work on loader with lift arms up unless lift arms are held by an approved lift arm support device. Replace if damaged.
- Never modify equipment or add attachments not approved by Bobcat Company.




B-6590

- Stop, cool and clean engine of flammable materials before checking fluids.
- Never service or adjust loader with the engine running unless instructed to do so in the manual.
- Avoid contact with leaking hydraulic fluid or diesel fuel under pressure. It can penetrate the skin or eyes.
- Never fill fuel tank with engine running, while smoking or when near open flame.



B-6580

- Keep body, jewelry and clothing away from moving parts, electrical contact, hot parts and exhaust.
- Wear eye protection to guard from battery acid, compressed springs, fluids under pressure and flying debris when engines are running or tools are used. Use eye protection approved for type of welding.
- Keep rear door closed except for service. Close and latch door before operating the loader.



B-6589

- Lead-acid batteries produce flammable and explosive gases.
- Keep arcs, sparks, flames and lighted tobacco away from batteries.
- Batteries contain acid which burns eyes or skin on contact. Wear protective clothing. If acid contacts body, flush well with water. For eye contact flush well and get immediate medical attention.

Maintenance procedures which are given in the Operation & Maintenance Manual can be performed by the owner/operator without any specific technical training. Maintenance procedures which are **not** in the Operation & Maintenance Manual must be performed **ONLY BY QUALIFIED BOBCAT SERVICE PERSONNEL**. Always use genuine Bobcat replacement parts. The Service Safety Training Course is available from your Bobcat dealer.

MSW01-0805



Bobcat®

ALPHABETICAL INDEX

AIR CLEANER	70-01	INSTRUMENT PANEL.....	60-01
AIR CLEANER SERVICE	10-01	LIFT ARMS.....	50-01
ALTERNATOR	60-01	LIFT ARM BY-PASS VALVE	20-01
AUXILIARY CONTROL LOCKBOLT.....	10-01	LIFT ARM SUPPORT DEVICE	10-01
BATTERY.....	60-01	LIFTING AND BLOCKING THE LOADER.....	10-01
BICS™ SYSTEM (WITH PRESS TO OPERATE BUTTON)	60-01	LIGHTS	60-01
BICS™ SYSTEM CONTROLLER.....	60-01	LOADER SPECIFICATIONS.....	SPEC-01
BOB-TACH	10-01, 50-01	LUBRICATING THE LOADER.....	10-01
CHAINCASE.....	40-01	MAIN RELIEF VALVE	20-01
CHARGE PRESSURE.....	30-01	MUFFLER.....	70-01
CONTROLS.....	20-01	OIL COOLER	30-01
CONTROL PANEL.....	30-01	OPERATOR CAB	10-01, 50-01
CONVERSIONS	SPEC-01	OPERATOR SEAT	50-01
COOLING FAN	70-01	PARKING BRAKE.....	40-01
CYLINDER (LIFT)	20-01	PIVOT PINS	10-01
CYLINDER (TILT)	20-01	RADIATOR	70-01
DRIVE BELT	30-01	REAR DOOR.....	50-01
DRIVE COMPONENTS	40-01	REAR WINDOW	50-01
ELECTRICAL SYSTEM INFORMATION	60-01	RECONDITIONING THE ENGINE	70-01
ENGINE	70-01	REMOTE START SWITCH	10-01
ENGINE COMPONENTS AND TESTING	70-01	SEAT BAR RESTRAINT SYSTEM.....	10-01
ENGINE COOLING SYSTEM.....	10-01	SEAT BAR	50-01
ENGINE LUBRICATION SYSTEM.....	10-01	SEAT BAR SENSOR	60-01
ENGINE MOUNTING BRACKET.....	70-01	SERVICE SCHEDULE	10-01
ENGINE SPECIFICATIONS	SPEC-01	SPARK ARRESTOR MUFFLER.....	10-01
ENGINE SPEED CONTROL	70-01	STARTER	60-01
FINAL DRIVE TRANSMISSION (CHAINCASE)	10-01	STEERING	30-01
FLYWHEEL	70-01	TIRE MAINTENANCE	10-01
FUEL SYSTEM.....	10-01	TORQUE SPECIFICATIONS FOR BOLTS	SPEC-01
FUEL TANK.....	50-01	TOWING THE LOADER.....	10-01
HYDRAULIC CONNECTION SPECS.....	SPEC-01	TRACTION LOCK	60-01
HYDRAULIC CONTROL VALVE.....	20-01	TRANSPORTING THE LOADER.....	10-01
HYDRAULIC FILTER.....	20-01	TROUBLESHOOTING	70-01
HYDRAULIC FLUID SPECIFICATIONS	SPEC-01		
HYDRAULIC PUMP.....	20-01		
HYDRAULIC RESERVOIR.....	20-01		
HYDRAULIC SYSTEM INFORMATION.....	20-01		
HYDRAULIC/HYDROSTATIC SYSTEM	10-01		
HYDROSTATIC MOTOR	30-01		
HYDROSTATIC PUMP	30-01		
HYDROSTATIC SYSTEM INFORMATION	30-01		

Dealer Copy -- Not for Resale



Thank you very much
for your reading.
Please click here
to get more information.