

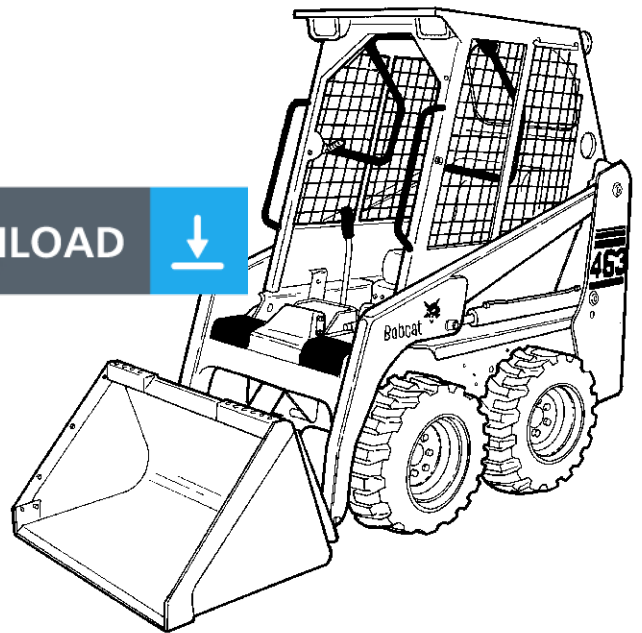
463



Bobcat®

Service Manual

S/N 522211001 & Above
S/N 522111001 & Above



Dealer Copy - Not for Resale

**EQUIPPED WITH
BOBCAT INTERLOCK
CONTROL SYSTEM (BICS™)**

IR Ingersoll Rand
Compact Vehicle Technologies
Printed in U.S.A.



Bobcat®

MAINTENANCE SAFETY



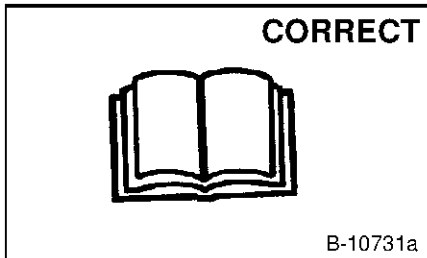
WARNING

Instructions are necessary before operating or servicing machine. Read and understand the Operation & Maintenance Manual, Operator's Handbook and signs (decals) on machine. Follow warnings and instructions in the manuals when making repairs, adjustments or servicing. Check for correct function after adjustments, repairs or service. Untrained operators and failure to follow instructions can cause injury or death.

W-2003-0903




Safety Alert Symbol: This symbol with a warning statement, means: "Warning, be alert! Your safety is involved!" Carefully read the message that follows.




B-10731a

Never service the Bobcat Skid-Steer Loader without instructions.



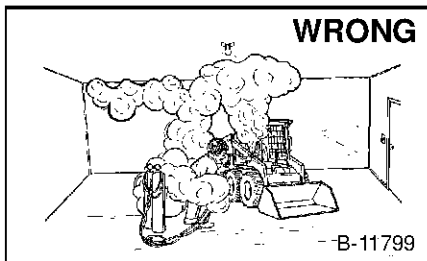
B-12365

Use the correct procedure to lift or lower operator cab.



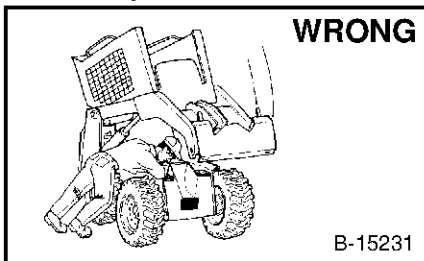
B-7469

Cleaning and maintenance are required daily.



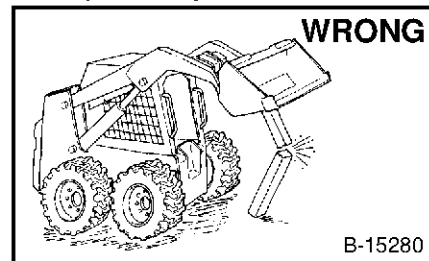
B-11799

- Have good ventilation when welding or grinding painted parts.
- Wear dust mask when grinding painted parts. Toxic dust and gas can be produced.
- Avoid exhaust fume leaks which can kill without warning. Exhaust system must be tightly sealed.




B-15231

Disconnecting or loosening any hydraulic tubeline, hose, fitting, component or a part failure can cause lift arms to drop. Do not go under lift arms when raised unless supported by an approved lift arm support device. Replace it if damaged.



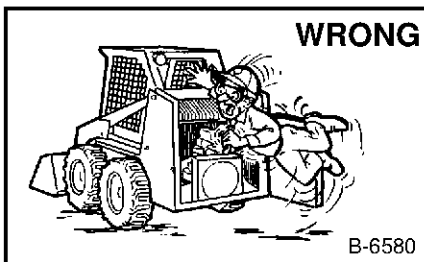
B-15280

- Never work on loader with lift arms up unless lift arms are held by an approved lift arm support device. Replace if damaged.
- Never modify equipment or add attachments not approved by Bobcat Company.




B-6590

- Stop, cool and clean engine of flammable materials before checking fluids.
- Never service or adjust loader with the engine running unless instructed to do so in the manual.
- Avoid contact with leaking hydraulic fluid or diesel fuel under pressure. It can penetrate the skin or eyes.
- Never fill fuel tank with engine running, while smoking or when near open flame.



B-6580

- Keep body, jewelry and clothing away from moving parts, electrical contact, hot parts and exhaust.
- Wear eye protection to guard from battery acid, compressed springs, fluids under pressure and flying debris when engines are running or tools are used. Use eye protection approved for type of welding.
- Keep rear door closed except for service. Close and latch door before operating the loader.



B-6589

- Lead-acid batteries produce flammable and explosive gases.
- Keep arcs, sparks, flames and lighted tobacco away from batteries.
- Batteries contain acid which burns eyes or skin on contact. Wear protective clothing. If acid contacts body, flush well with water. For eye contact flush well and get immediate medical attention.

Maintenance procedures which are given in the Operation & Maintenance Manual can be performed by the owner/operator without any specific technical training. Maintenance procedures which are **not** in the Operation & Maintenance Manual must be performed **ONLY BY QUALIFIED BOBCAT SERVICE PERSONNEL**. Always use genuine Bobcat replacement parts. The Service Safety Training Course is available from your Bobcat dealer.

MSW01-0805

MAINTENANCE SAFETY




WARNING

Instructions are necessary before operating or servicing machine. Read and understand the Operation & Maintenance Manual, Operator's Handbook and signs (decals) on machine. Follow warnings and instructions in the manuals when making repairs, adjustments or servicing. Check for correct function after adjustments, repairs or service. Untrained operators and failure to follow instructions can cause injury or death.


W-2003-0903




Safety Alert Symbol: This symbol with a warning statement, means: "Warning, be alert! Your safety is involved!" Carefully read the message that follows.




⚠ Never service the Bobcat Skid-Steer Loader without instructions.



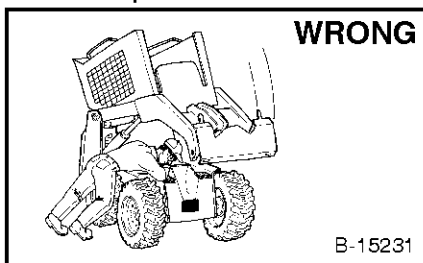
⚠ Use the correct procedure to lift or lower operator cab.



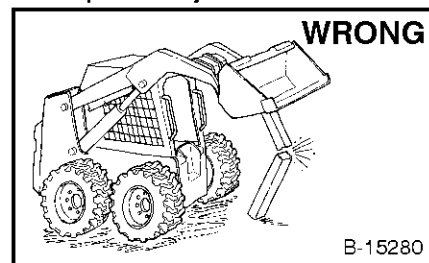
⚠ Cleaning and maintenance are required daily.




- ⚠ Have good ventilation when welding or grinding painted parts.
- ⚠ Wear dust mask when grinding painted parts. Toxic dust and gas can be produced.
- ⚠ Avoid exhaust fume leaks which can kill without warning. Exhaust system must be tightly sealed.



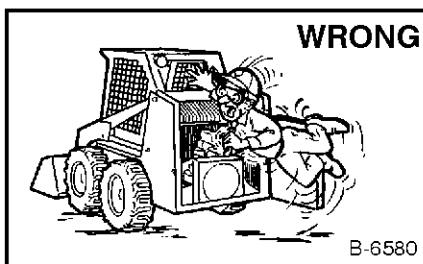
- ⚠ Disconnecting or loosening any hydraulic tubeline, hose, fitting, component or a part failure can cause lift arms to drop. Do not go under lift arms when raised unless supported by an approved lift arm support device. Replace it if damaged.




- ⚠ Never work on loader with lift arms up unless lift arms are held by an approved lift arm support device. Replace if damaged.
- ⚠ Never modify equipment or add attachments not approved by Bobcat Company.



- ⚠ Stop, cool and clean engine of flammable materials before checking fluids.
- ⚠ Never service or adjust loader with the engine running unless instructed to do so in the manual.
- ⚠ Avoid contact with leaking hydraulic fluid or diesel fuel under pressure. It can penetrate the skin or eyes.
- ⚠ Never fill fuel tank with engine running, while smoking or when near open flame.



- ⚠ Keep body, jewelry and clothing away from moving parts, electrical contact, hot parts and exhaust.
- ⚠ Wear eye protection to guard from battery acid, compressed springs, fluids under pressure and flying debris when engines are running or tools are used. Use eye protection approved for type of welding.
- ⚠ Keep rear door closed except for service. Close and latch door before operating the loader.



- ⚠ Lead-acid batteries produce flammable and explosive gases.
- ⚠ Keep arcs, sparks, flames and lighted tobacco away from batteries.
- ⚠ Batteries contain acid which burns eyes or skin on contact. Wear protective clothing. If acid contacts body, flush well with water. For eye contact flush well and get immediate medical attention.

Maintenance procedures which are given in the Operation & Maintenance Manual can be performed by the owner/operator without any specific technical training. Maintenance procedures which are **not** in the Operation & Maintenance Manual must be performed **ONLY BY QUALIFIED BOBCAT SERVICE PERSONNEL**. Always use genuine Bobcat replacement parts. The Service Safety Training Course is available from your Bobcat dealer.

MSW01-0805

Dealer Copy -- Not for Resale

ALPHABETICAL INDEX

AIR CLEANER	70-01	HYDRAULIC FLUID SPECIFICATIONS	SPEC-01
AIR CLEANER SERVICE	10-01	HYDRAULIC PUMP	20-01
ALTERNATOR	60-01	HYDRAULIC RESERVOIR	20-01
AUXILIARY CONTROL LOCKBOLT	10-01	HYDRAULIC SYSTEM INFORMATION	20-01
		HYDRAULIC/HYDROSTATIC SYSTEM	10-01
BASCI TROUBLESHOOTING	80-01	HYDROSTATIC MOTOR	30-01
BATTERY	60-01	HYDROSTATIC PUMP	30-01
BICS™ SYSTEM (WITH PRESS TO OPERATE BUTTON)	60-01	HYDROSTATIC SYSTEM INFORMATION	30-01
BICS™ SYSTEM CONTROLLER	60-01		
		INSTRUMENT PANEL	60-01
BOB-TACH	10-01, 50-01		
		LIFT ARMS	50-01
CHAINCASE	40-01	LIFT ARM BY-PASS VALVE	20-01
CHARGE PRESSURE	30-01	LIFT ARM SUPPORT DEVICE	10-01
COMPONENTS	80-01	LIFTING AND BLOCKING THE LOADER	10-01
CONTROLS	20-01	LIGHTS	60-01
CONTROL PANEL	30-01	LOADER SPECIFICATIONS	SPEC-01
CONVERSIONS	SPEC-01	LUBRICATING THE BOBCAT	10-01
COOLING FAN	70-01		
CYLINDER(S)	20-01		
		MAIN RELIEF VALVE	20-01
DRIVE BELT	30-01	MUFFLER	70-01
DRIVE COMPONENTS	40-01		
		OPERATOR CAB	10-01, 50-01
ELECTRICAL SYSTEM INFORMATION	60-01	OPERATOR SEAT	50-01
ENGINE	70-01		
ENGINE COMPONENTS AND TESTING	70-01	PARKING BRAKE	40-01
ENGINE COOLING SYSTEM	10-01	PIVOT PINS	10-01
ENGINE LUBRICATION SYSTEM	10-01		
ENGINE MOUNTING BRACKET	70-01	RADIATOR	70-01
ENGINE SPECIFICATIONS	SPEC-01	REAR AXULIARY DIVERTER	20-01
ENGINE SPEED CONTROL	70-01	REAR DOOR	50-01
		REAR WINDOW	50-01
FAN	70-01	RECONDITIONING THE ENGINE	70-01
FINAL DRIVE TRANSMISSION (CHAINCASE)	10-01	REGULAR MAINTENANCE	80-01
FLYWHEEL	70-01	REMOTE START SWITCH	10-01
FUEL SYSTEM	10-01		
FUEL TANK	50-01	SEAT BAR RESTRAINT SYSTEM	10-01
		SEAT BAR	50-01
HEATER UNIT	80-01	SEAT BAR SENSOR	60-01
HEATER COIL	80-01	SERVICE SCHEDULE	10-01
HEATER FAN	80-01	SPARK ARRESTOR MUFFLER	10-01
HEATER VALVE	80-01	STARTER	60-01
HYDRAULIC CONNECTION SPECS	SPEC-01	STEERING	30-01
HYDRAULIC CONTROL VALVE	20-01	SYSTEM TROUBLESHOOTING CHART	80-01
HYDRAULIC FILTER	20-01		
		TIRE MAINTENANCE	10-01
		TORQUE SPECIFICATIONS FOR BOLTS ...	SPEC-01
		TOWING THE LOADER	10-01
		TRACTION LOCK	60-01
		TRANSPORTING THE LOADER	10-01
		TROUBLESHOOTING	70-01

Dealer Copy -- Not for Resale



Thank you very much
for your reading.
Please click here
to get more information.