

T250

TURBO

T250

TURBO

HIGH FLOW



Bobcat®

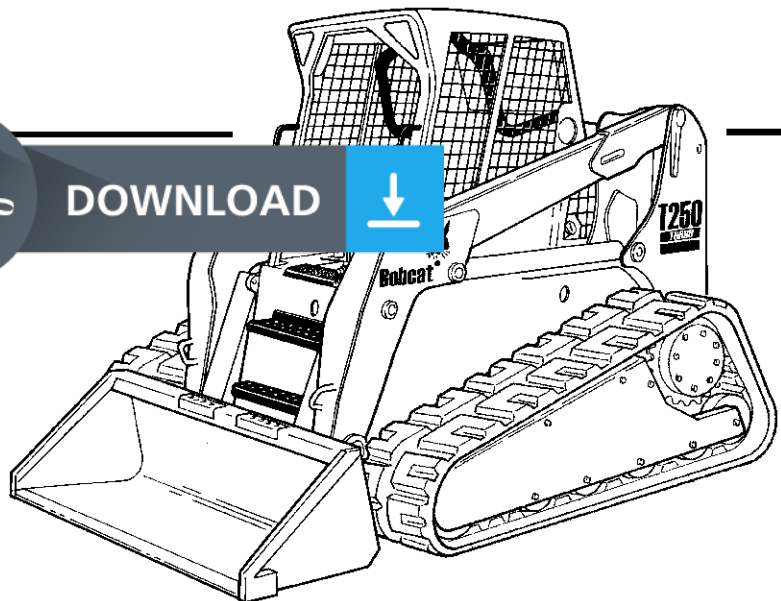
Service Manual

S/N 523111001 & Above
S/N 523011001 & Above

PDF



DOWNLOAD



EQUIPPED WITH
BOBCAT INTERLOCK
CONTROL SYSTEM (BICS™)

6902451 (3-06)

IR Ingersoll Rand
Compact Vehicle Technologies

Printed in U.S.A.

© Bobcat Company 2006

MAINTENANCE SAFETY




WARNING

Instructions are necessary before operating or servicing machine. Read and understand the Operation & Maintenance Manual, Operator's Handbook and signs (decals) on machine. Follow warnings and instructions in the manuals when making repairs, adjustments or servicing. Check for correct function after adjustments, repairs or service. Untrained operators and failure to follow instructions can cause injury or death.

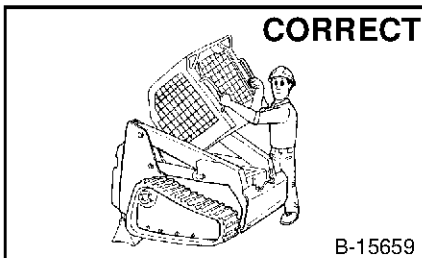
W-2003-0903




Safety Alert Symbol: This symbol with a warning statement, means: "Warning, be alert! Your safety is involved!" Carefully read the message that follows.




⚠ Never service the Bobcat Compact Track Loader without instructions.



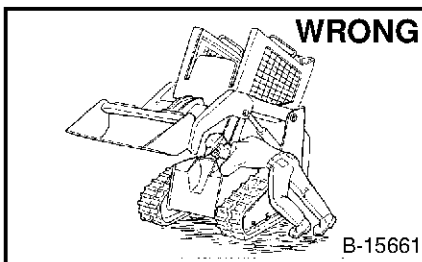
⚠ Use the correct procedure to lift or lower operator cab.



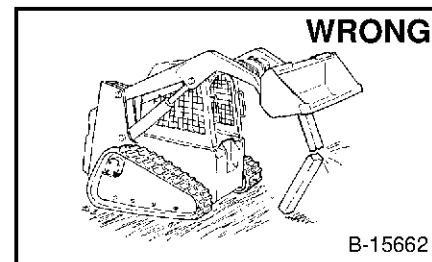
⚠ Cleaning and maintenance are required daily.



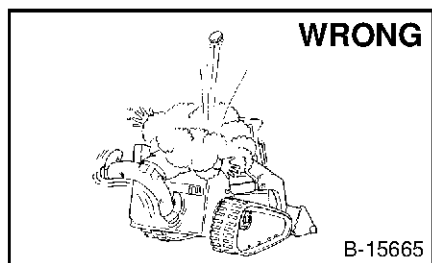
⚠ Have good ventilation when welding or grinding painted parts.
 ⚠ Wear dust mask when grinding painted parts. Toxic dust and gas can be produced.
 ⚠ Avoid exhaust fume leaks which can kill without warning. Exhaust system must be tightly sealed.



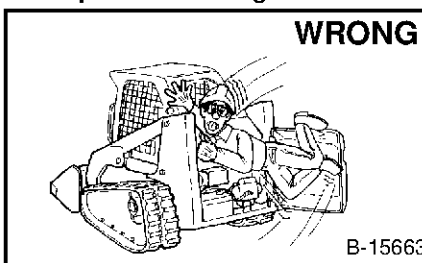
⚠ Disconnecting or loosening any hydraulic tubeline, hose, fitting, component or a part failure can cause lift arms to drop. Do not go under lift arms when raised unless supported by an approved lift arm support device. Replace it if damaged.



⚠ Never work on loader with lift arms up unless lift arms are held by an approved lift arm support device. Replace if damaged.
 ⚠ Never modify equipment or add attachments not approved by Bobcat Company.



⚠ Stop, cool and clean engine of flammable materials before checking fluids.
 ⚠ Never service or adjust loader with the engine running unless instructed to do so in the manual.
 ⚠ Avoid contact with leaking hydraulic fluid or diesel fuel under pressure. It can penetrate the skin or eyes.
 ⚠ Never fill fuel tank with engine running, while smoking or when near open flame.



⚠ Keep body, jewelry and clothing away from moving parts, electrical contact, hot parts and exhaust.
 ⚠ Wear eye protection to guard from battery acid, compressed springs, fluids under pressure and flying debris when engines are running or tools are used. Use eye protection approved for type of welding.
 ⚠ Keep rear door closed except for service. Close and latch door before operating the loader.



⚠ Lead-acid batteries produce flammable and explosive gases.
 ⚠ Keep arcs, sparks, flames and lighted tobacco away from batteries.
 ⚠ Batteries contain acid which burns eyes or skin on contact. Wear protective clothing. If acid contacts body, flush well with water. For eye contact flush well and get immediate medical attention.

Maintenance procedures which are given in the Operation & Maintenance Manual can be performed by the owner/operator without any specific technical training. Maintenance procedures which are **not** in the Operation & Maintenance Manual must be performed **ONLY BY QUALIFIED BOBCAT SERVICE PERSONNEL**. Always use genuine Bobcat replacement parts. The Service Safety Training Course is available from your Bobcat dealer.



Bobcat®

ALPHABETICAL INDEX

ADVANCED CONTROL SYSTEM (ACS).....	60-01	GENERAL AIR CONDITIONING SERVICE GUIDELINES.....	80-01
AIR CLEANER	70-01	HEATER COIL.....	80-01
AIR CLEANER SERVICE	10-01	HEATER VALVE	80-01
AIR CONDITIONING SERVICE	80-01	HYDRAULIC CONNECTION SPECS	SPEC-01
AIR CONDITIONING SYSTEM FLOW	80-01	HYDRAULIC CONTROL VALVE (ADVANCED CONTROL SYSTEM) (ACS).....	20-01
ALTERNATOR.....	60-01	HYDRAULIC CONTROL VALVE (FOOT CONTROL).....	20-01
 		HYDRAULIC FLUID RESERVOIR.....	20-01
BASIC TROUBLESHOOTING	80-01	HYDRAULIC/HYDROSTATIC FLUID SPECIFICATIONS	SPEC-01
BATTERY	60-01	HYDRAULIC/HYDROSTATIC FILTER.....	20-01
BICS™ SYSTEM	60-01	HYDRAULIC/HYDROSTATIC SYSTEM	10-01
BLOWER FAN	80-01	HYDRAULIC PUMP	20-01
BOBCAT CONTROLLERS	60-01	HYDRAULIC PUMP (CHARGE).....	20-01
BOB-TACH	10-01, 50-01	HYDRAULIC PUMP (HI FLOW).....	20-01
BRAKE.....	40-01	HYDRAULIC SYSTEM INFORMATION.....	20-01
BUCKET POSITION VALVE	20-01	HYDROSTATIC MOTOR	30-01
 		HYDROSTATIC PUMP	30-01
CHARGE PRESSURE SENDER.....	30-01	HYDROSTATIC SYSTEM INFORMATION	30-01
COMPONENTS	80-01	 	
COMPRESSOR	80-01	INSIDE ACCESS PANEL	50-01
CONDENSER	80-01	INSTRUMENT PANEL	60-01
CONTROL HANDLE.....	50-01	 	
CONTROL HANDLE (ADVANCED CONTROL SYSTEM) (ACS) SELECTABLE HAND/FOOT CONTROL ...	50-01	LIFT ARMS.....	50-01
CONTROL PANEL.....	50-01	LIFT ARM BY-PASS CONTROL VALVE	20-01
CONTROL PEDALS	50-01	LIFT ARM SUPPORT DEVICE	10-01
CONTROL PEDALS (ACS)	50-01	LIFTING AND BLOCKING THE LOADER.....	10-01
CONVERSIONS	SPEC-01	LIGHTS	60-01
COOLING FAN	70-01	LOADER SPECIFICATIONS (S250).....	SPEC-01
CYLINDER (LIFT).....	20-01	LOADER SPECIFICATIONS (S300).....	SPEC-01
CYLINDER (POWER BOB-TACH)	20-01	LUBRICATING THE LOADER	10-01
CYLINDER (TILT)	20-01	 	
 		MAIN RELIEF VALVE (ACS).....	20-01
DIAGNOSTICS SERVICE CODE	60-01	MAIN RELIEF VALVE (FOOT CONTROL)	20-01
DRIVE BELT	30-01	MUFFLER.....	70-01
DRIVE COMPONENTS	40-01	 	
 		OIL COOLER (SEAL TO CONNECT) (STC).....	30-01
ELECTRICAL/HYDRAULIC CONTROLS		OPERATOR CAB.....	10-01, 50-01
REFERENCE.....	60-01	OPERATOR SEAT	50-01
ELECTRICAL SYSTEM INFORMATION.....	60-01	OPERATOR SEAT (SUSPENSION).....	50-01
ENGINE	70-01	 	
ENGINE COOLING SYSTEM.....	10-01	POWER BOB-TACH	10-01, 50-01
ENGINE LUBRICATION SYSTEM.....	10-01	POWER BOB-TACH BLOCK	20-01
ENGINE SPECIFICATIONS	SPEC-01	POWER BOB-TACH BLOCK (EARLY MODELS)...	20-01
ENGINE SPEED CONTROL	70-01	PRESSURE RELIEF VALVE.....	80-01
EVAPORATOR	80-01	PRESSURE SWITCH.....	80-01
EVAPORATOR/HEATER UNIT	80-01		
EXPANSION VALVE	80-01		
FAN GEARBOX.....	10-01		
FLYWHEEL AND HOUSING	70-01		
FLYWHEEL RPM SENSOR	60-01		
FRONT AUXILIARY HYD. COUPLER BLOCK.....	20-01		
FUEL SYSTEM.....	10-01		
FUEL TANK	50-01		



Thank you very much
for your reading.
Please click here
to get more information.