

T250

TURBO

T250

TURBO

HIGH FLOW



Bobcat®

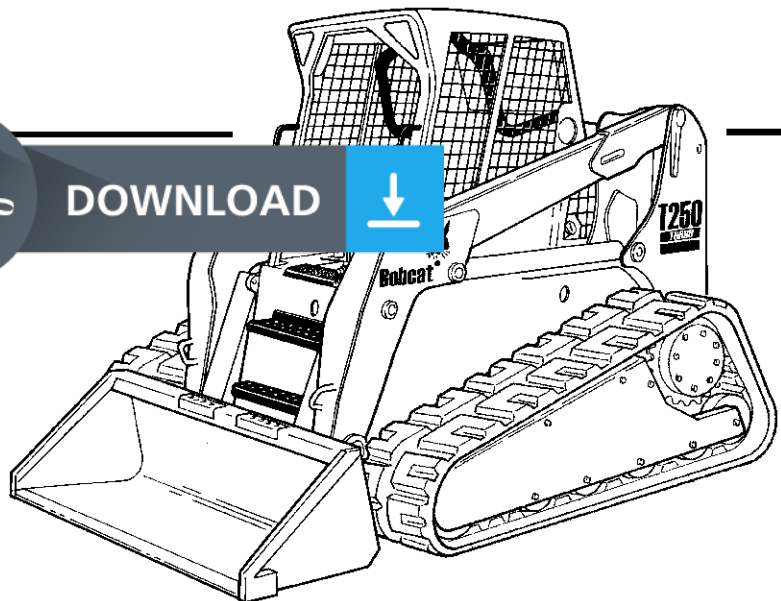
Service Manual

S/N 525611001 & Above
S/N 525711001 & Above

PDF



DOWNLOAD



EQUIPPED WITH
BOBCAT INTERLOCK
CONTROL SYSTEM (BICS™)

6902724 (2-06)

IR Ingersoll Rand
Compact Vehicle Technologies

Printed in U.S.A.

© Bobcat Company 2006

MAINTENANCE SAFETY



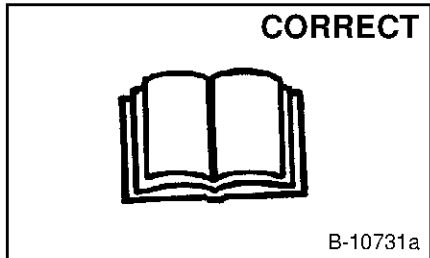
WARNING

Instructions are necessary before operating or servicing machine. Read and understand the Operation & Maintenance Manual, Operator's Handbook and signs (decals) on machine. Follow warnings and instructions in the manuals when making repairs, adjustments or servicing. Check for correct function after adjustments, repairs or service. Untrained operators and failure to follow instructions can cause injury or death.

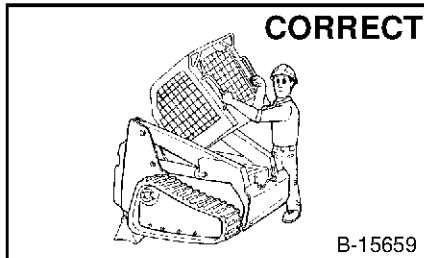
W-2003-0903




Safety Alert Symbol: This symbol with a warning statement, means: "Warning, be alert! Your safety is involved!" Carefully read the message that follows.




⚠ Never service the Bobcat Compact Track Loader without instructions.



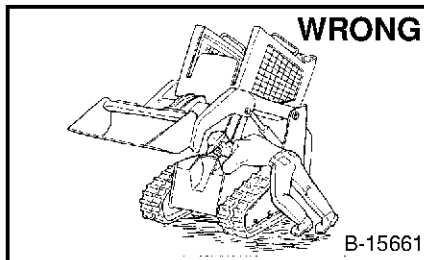
⚠ Use the correct procedure to lift or lower operator cab.



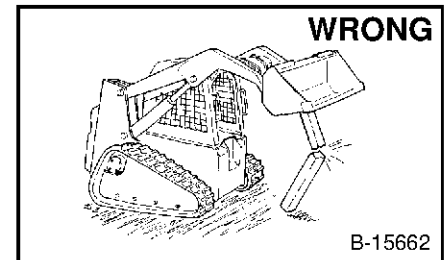
⚠ Cleaning and maintenance are required daily.



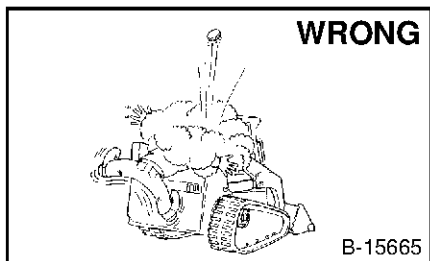
⚠ Have good ventilation when welding or grinding painted parts.
 ⚠ Wear dust mask when grinding painted parts. Toxic dust and gas can be produced.
 ⚠ Avoid exhaust fume leaks which can kill without warning. Exhaust system must be tightly sealed.



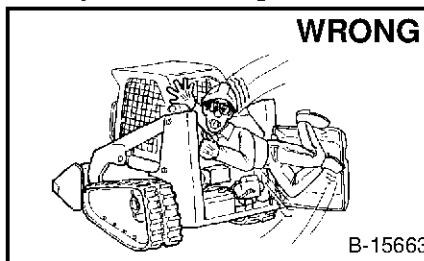
⚠ Disconnecting or loosening any hydraulic tubeline, hose, fitting, component or a part failure can cause lift arms to drop. Do not go under lift arms when raised unless supported by an approved lift arm support device. Replace it if damaged.




⚠ Never work on loader with lift arms up unless lift arms are held by an approved lift arm support device. Replace if damaged.
 ⚠ Never modify equipment or add attachments not approved by Bobcat Company.



⚠ Stop, cool and clean engine of flammable materials before checking fluids.
 ⚠ Never service or adjust loader with the engine running unless instructed to do so in the manual.
 ⚠ Avoid contact with leaking hydraulic fluid or diesel fuel under pressure. It can penetrate the skin or eyes.
 ⚠ Never fill fuel tank with engine running, while smoking or when near open flame.



⚠ Keep body, jewelry and clothing away from moving parts, electrical contact, hot parts and exhaust.
 ⚠ Wear eye protection to guard from battery acid, compressed springs, fluids under pressure and flying debris when engines are running or tools are used. Use eye protection approved for type of welding.
 ⚠ Keep rear door closed except for service. Close and latch door before operating the loader.



⚠ Lead-acid batteries produce flammable and explosive gases.
 ⚠ Keep arcs, sparks, flames and lighted tobacco away from batteries.
 ⚠ Batteries contain acid which burns eyes or skin on contact. Wear protective clothing. If acid contacts body, flush well with water. For eye contact flush well and get immediate medical attention.

Maintenance procedures which are given in the Operation & Maintenance Manual can be performed by the owner/operator without any specific technical training. Maintenance procedures which are **not** in the Operation & Maintenance Manual must be performed **ONLY BY QUALIFIED BOBCAT SERVICE PERSONNEL**. Always use genuine Bobcat replacement parts. The Service Safety Training Course is available from your Bobcat dealer.



Bobcat®

ALPHABETICAL INDEX

ADVANCED CONTROL SYSTEM (ACS)	60-01	EVAPORATOR/HEATER UNIT.....	80-01
AIR CLEANER	70-01	EXPANSION VALVE.....	80-01
AIR CLEANER SERVICE	10-01	FAN GEARBOX.....	10-01
AIR CONDITIONING SERVICE	80-01	FLYWHEEL AND HOUSING	70-01
AIR CONDITIONING SYSTEM FLOW	80-01	FLYWHEEL RPM SENSOR	60-01
ALTERNATOR	60-01	FRONT AUXILIARY HYD. COUPLER BLOCK	20-01
BASIC TROUBLESHOOTING.....	80-01	FUEL SYSTEM.....	10-01
BATTERY.....	60-01	FUEL TANK	50-01
BICS™ SYSTEM	60-01	GENERAL AIR CONDITIONING SERVICE	
BLOWER FAN	80-01	GUIDELINES.....	80-01
BOBCAT CONTROLLER.....	60-01	HEATER COIL.....	80-01
BOB-TACH	10-01, 50-01	HEATER VALVE	80-01
BRAKE.....	40-01	HYDRAULIC CONNECTION SPECS	SPEC-01
BUCKET POSITION VALVE	20-01	HYDRAULIC CONTROL VALVE (1 PIECE CASTING)	
CALIBRATION	60-01	(ADVANCED CONTROL SYSTEM) (ACS)	20-01
CHARGE PRESSURE SENDER.....	30-01	HYDRAULIC CONTROL VALVE (2 PIECE CASTING)	
COMPONENTS	80-01	(ADVANCED CONTROL SYSTEM) (ACS)	20-01
COMPRESSOR	80-01	HYDRAULIC CONTROL VALVE (1 PIECE CASTING)	
CONDENSER	80-01	(FOOT CONTROL).....	20-01
CONTROL HANDLE.....	50-01	HYDRAULIC CONTROL VALVE (2 PIECE CASTING)	
CONTROL HANDLE (ADVANCED CONTROL SYSTEM)		(FOOT CONTROL).....	20-01
(ACS) SELECTABLE HAND/FOOT CONTROL....	50-01	HYDRAULIC CONTROL VALVE (1 PIECE CASTING)	
CONTROL HANDLE (SELECTABLE		(SELECTABLE JOYSTICK CONTROL) (SJC)	20-01
JOYSTICK CONTROL) (SJC).....	50-01	HYDRAULIC CONTROL VALVE (2 PIECE CASTING)	
CONTROL PANEL		(SELECTABLE JOYSTICK CONTROL) (SJC)	20-01
(NON-ADJUSTABLE PINTLES).....	50-01	HYDRAULIC FLUID RESERVOIR	20-01
CONTROL PANEL (ADJUSTABLE PINTLES).....	50-01	HYDRAULIC/HYDROSTATIC	
CONTROL PANEL (SELECTABLE		FLUID SPECIFICATIONS	SPEC-01
JOYSTICK CONTROL) (SJC).....	50-01	HYDRAULIC/HYDROSTATIC FILTER	20-01
CONTROL PEDALS	50-01	HYDRAULIC/HYDROSTATIC SYSTEM.....	10-01
CONTROL PEDALS (ACS)	50-01	HYDRAULIC PUMP	20-01
CONTROLLER (SELECTABLE JOYSTICK		HYDRAULIC PUMP (CHARGE).....	20-01
CONTROL) (SJC)	50-01	HYDRAULIC PUMP (HI FLOW)	20-01
CONVERSIONS	SPEC-01	HYDRAULIC PUMP (SELECTABLE JOYSTICK	
COOLING FAN	70-01	CONTROL) (SJC).....	20-01
CYLINDER (LIFT).....	20-01	HYDRAULIC PUMP (HI FLOW) (SELECTABLE	
CYLINDER (POWER BOB-TACH).....	20-01	JOYSTICK CONTROL) (SJC)	20-01
CYLINDER (TILT)	20-01	HYDRAULIC SYSTEM INFORMATION	20-01
DIAGNOSTICS SERVICE CODE	60-01	HYDROSTATIC MOTOR	30-01
DRIVE BELT	30-01	HYDROSTATIC MOTOR (SELECTABLE	
DRIVE COMPONENTS	40-01	JOYSTICK CONTROL) (SJC)	30-01
ELECTRICAL/HYDRAULIC CONTROLS		HYDROSTATIC PUMP	30-01
REFERENCE.....	60-01	HYDROSTATIC PUMP (SELECTABLE	
ELECTRICAL SYSTEM INFORMATION	60-01	JOYSTICK CONTROL) (SJC)	30-01
ENGINE	70-01	HYDROSTATIC SYSTEM INFORMATION	30-01
ENGINE COOLING SYSTEM.....	10-01	INSIDE ACCESS PANEL	50-01
ENGINE LUBRICATION SYSTEM.....	10-01	INSIDE ACCESS PANEL (SELECTABLE	
ENGINE SPECIFICATIONS	SPEC-01	JOYSTICK CONTROL) (SJC)	50-01
ENGINE SPEED CONTROL	70-01	INSTRUMENT PANEL.....	60-01
ENGINE SPEED CONTROL (SELECTABLE			
JOYSTICK CONTROL) (SJC).....	70-01		
EVAPORATOR.....	80-01		



Thank you very much
for your reading.
Please click here
to get more information.