

1983-1990 Mercury Mercruiser Sterndrive Units R, MR, Alpha One, Alpha One SS
Service Manual #6



SERVICE MANUAL

PDF



DOWNLOAD



1983-1990 Mercury Mercruiser Sterndrive Units R, MR, Alpha One, Alpha One SS Service Manual #6

Download Complete Service Repair Manual for 1983-1990 Mercury Mercruiser Sterndrive Units R, MR, Alpha One, Alpha One SS.




This Factory Service Repair Manual offers all the service and repair information about 1983-1990 Mercury Mercruiser Sterndrive Units R, MR, Alpha One, Alpha One SS. The information on this manual covered everything you need to know when you want to repair or service 1983-1990 Mercury Mercruiser Sterndrive Units R, MR, Alpha One, Alpha One SS.









Models Covered:






TRANSOM ASSEMBLIES

Model    Serial Number

   MC 120R / 140B / 185R / 488R / 898R / 228R / 260R




6216687    6849289

   MC 120MR / 140MR / 170MR / 185MR / 190MR / 200MR / 230MR / 260MR / 300 Tempest MR   6849290    0A471374









   MC Alpha One / Alpha One SS    0A471375 and Above









STERNDRIVE UNITS









MC 120R-260R









Original Ratio    Ratio If Serviced With 13:21 Gears









Serial Number

   1.98:1   1.94:1    6237861-6854392

   1.84:1   1.81:1    6225577-6862701

   1.65:1   1.62:1    6268065-6810537




   1.50:1   1.47:1    6229158-6847029


   1.32:1   1.29:1    6231571-6663947









MC 120 MR    300 TEMPEST MR

Original Ratio    Ratio If Serviced With 13:28 Gears Serial Number




   1.98:1   1.94:1    6854393-0A476746

   1.84:1   1.81:1    6862702-0A470164

   1.65:1   1.62:1    6810538-0A475786












   1.50:1   1.47:1    6847030-0A479506












MC ALPHA ONE / ALPHA ONE SS












Original Ratio    Ratio If Serviced With 13:28 Gears

R.H. Serial Number    L.H. Serial Number

   1.98:1   1.98:1    0A476747 and Above    0C881740 and Above

   1.84:1   1.84:1    0A470165 and Above    0C884040 and Above

   1.65:1   1.65:1    0A475787 and Above    0C881790 and Above

   1.50:1   1.50:1    0A479507 and Above    0C852908 and Above

   1.32:1   1.32:1    0A613927 and Above

   Alpha One SS 1.50:1 / 1.32:1   1.50 / 1.32:1    0A545004 and Above



Thank you very much
for your reading.
Please click here
to get more information.