



SERVICE

MANUAL

PDF



DOWNLOAD






1988-1998 Mercury Mercruiser Bravo Sterndrives Service Repair Manual #11

Download Complete Service Repair Manual for 1988-1998 Mercury Mercruiser Bravo Sterndrives. This Factory Service Repair Manual offers all the service and repair information about 1988-1998 Mercury Mercruiser Bravo Sterndrives. The information on this manual covered everything you need to know when you want to repair or service 1988-1998 Mercury Mercruiser Bravo Sterndrives. Models Covered:

Bravo One Sterndrive Unit    S/N: B664190 and Above

Bravo Two Sterndrive Unit    S/N: B892613 and Above

Bravo Three Sterndrive Unit    S/N: D763691 and Above

Bravo Transom Assembly (Standard) *    S/N: B673048 and Above


Bravo Transom Assembly (High Performance)    S/N: D796083 and Above




Bravo Transom Assembly (Magnum)    S/N: K104738 and Above

TABLE OF CONTENTS:

SECTION 1 GENERAL INFORMATION

A    Important Information

B    Maintenance

C    Troubleshooting

SECTION 2 REMOVAL, INSTALLATION AND ADJUSTMENTS



A    All Models

SECTION 3 STERNDRIVE UNIT

A    Drive Shaft Housing

B    Gear Housing   Bravo One

C    Gear Housing   Bravo Two

D    Gear Housing   Bravo Three

SECTION 4 TRANSOM ASSEMBLY




A    Service Procedures Requiring Minor Disassembly

B    Service Procedures Requiring Major Disassembly

SECTION 5 POWER TRIM

A    Oildyne Power Trim Pump

B    Trim Cylinders

C    Dual Power Trim Control

D    Auto Trim II

SECTION 6 STEERING SYSTEMS

A    All Models

SECTION 7 CORROSION PROTECTION

A    All Models

SECTION 8 ACCESSORIES

A    All Models

This manual can be used by anyone from a first time owner/amateur to a professional



Thank you very much
for your reading.
Please click here
to get more information.