

1998-2002 Mercury Mercruiser Marine Engines V-8 Diesel D7.3L D-Tronic (DI) & D-Tronic LD Service Repair Manual #27



SERVICE

MANUAL

PDF



DOWNLOAD



1998-2002 Mercury Mercruiser Marine Engines V-8 Diesel D7.3L D-Tronic (DI) & D-Tronic LD Service Repair Manual #27

Download Complete Service Repair Manual for 1998-2002 Mercury Mercruiser Marine Engines V-8 Diesel D7.3L D-Tronic (DI) & D-Tronic LD.

This Factory Service Repair Manual offers all the service and repair information about 1998-2002 Mercury Mercruiser Marine Engines V-8 Diesel D7.3L D-Tronic (DI) & D-Tronic LD. The information on this manual covered everything you need to know when you want to repair or service 1998-2002 Mercury Mercruiser Marine Engines V-8 Diesel D7.3L D-Tronic (DI) & D-Tronic LD.

Models Covered:

V-8 Diesel D7.3L D-Tronic ALL Series Number Models




From 1998-2002




Manual Contents:

Section 1    Important Information

A    Important Information

B    Maintenance

C    Troubleshooting






Section 2    Removal, Installation and Adjustments

A    All Models

Section 3    Sterndrive Unit

A    Drive Shaft Housing

B    Gear Housing   MR/Alpha One/Alpha One SS

C    Gear Housing   I-R

D    Gear Housing   Alpha One Counter Rotation

Section 4    Transom Assembly

A    Service Procedures Requiring Minor Disassembly

B    Service Procedures Requiring Major Disassembly

Section 5    Power Trim

A    Oildyne Power Trim Pump (Plastic Reservoir)

B    Oildyne Power Trim Pump (Aluminum Reservoir)

C    Prestolite Power Trim Pump



D    Trim Cylinders

E    Dual Power Trim Control

F    Auto Trim II

Section 6    Steering Systems

A    Power Steering

B    Manual Steering

Section 7    Corrosion Protection

A    All Models

This manual can be used by anyone from a first time owner/amateur to a professional technician. Even the most novice mechanic can also easily follow the step-by-step guides which



Thank you very much
for your reading.
Please click here
to get more information.