



SERVICE MANUAL

PDF



DOWNLOAD



Mercury MerCruiser Marine Engines D1.7L DTI Service Repair Manual #29

Download Complete Service Repair Manual for 2001-UP Mercury MerCruiser Marine Engines D1.7L DTI.

This Factory Service Repair Manual offers all the service and repair information about 2001-UP Mercury MerCruiser Marine Engines D1.7L DTI. The information on this manual covered everything you need to know when you want to repair or service 2001-UP Mercury MerCruiser Marine Engines D1.7L DTI.

Models Covered:










MCM Model    Serial Number Covered:
D1.7L DTI    S/N: OM055001 and Above


Table of Contents:

SECTION 1    Important Information

A    General Information

B    Maintenance

C    Troubleshooting

SECTION 2    Removal and Installation



A    MCM (Sterndrive) Models

SECTION 3    Engine

A    D1.7L DTI Engine Mechanical

SECTION 4    Electrical System

A    Starting System

B    Charging System




C    Glow Plug System

D    Instrumentation

E    Wiring Diagrams


SECTION 5    Fuel System

A    Fuel Filter




B    Fuel Injectors

C    Injection Pump




SECTION 6    Cooling System

A    Closed Cooling

SECTION 7    Intake and Exhaust System

A    Intercooler

B    Exhaust

C    Turbocharger

SECTION 8

A    Power Steering System

This manual can be used by anyone from a first time owner/amateur to a professional technician. Even the most novice mechanic can also easily follow the step-by-step guides which



Thank you very much
for your reading.
Please click here
to get more information.