

Mercury Mercruiser Gen III Cool Fuel Service Repair Manual #40 (Supplement to #30 & 31)



SERVICE MANUAL

PDF



DOWNLOAD






Mercury Mercruiser Gen III Cool Fuel Service Repair Manual #40 (Supplement to #30 & 31)



Download Complete Service Repair Manual for Mercury Mercruiser Gen III Cool Fuel.

This Factory Service Repair Manual offers all the service and repair information about Mercury Mercruiser Gen III Cool Fuel. The information on this manual covered everything you need to know when you want to repair or service Mercury Mercruiser Gen III Cool Fuel.




Models Covered:



5.0L MPI (Bravo)    S/N: 0W060000

350 MAG MPI (Bravo)    S/N: 0W060000

6.2L MPI (Bravo)    S/N: 0W060000

Sterndrive 496 MAG    S/N: 0W060000

Inboard 350 MAG MPI    S/N: 0M398372

Inboard 6.2L MPI    S/N: 0M398395




Inboard 8.1L (496cid)    S/N: 0W090000


Table of Contents:




1    Important Information




A    General Information

B    Maintenance

2    Gen III Cool Fuel Module All Models




A    Gen III Cool Fuel Module Removal and Disassembly

B    Gen III Cool Fuel Module Assembly and Installation

3    Fuel System

A    Troubleshooting and Repair

B    Fuel Flow Diagram

4    Cooling System

A    Coolant and Water Flow Diagrams



This manual can be used by anyone from a first time owner/amateur to a professional technician. Even the most novice mechanic can also easily follow the step-by-step guides which are made simple by the illustrations and drawings. Keep this manual handy and use it often. Performing routine, preventive maintenance will save you time & money by helping to prevent premature failure and unnecessary repairs.

You will receive a download link immediately after your payment is completed. So please make sure your email address is correct.

File Format: data-filtered="filtered">Compatible: All Versions of Windows & data-filtered="filtered">Language: English



Thank you very much
for your reading.
Please click here
to get more information.