


John Deere 7430 & 7530 Premium (North American Edition) Tractors Service Repair Manual (TM400319)



Covers: 7430,7530

Type: Service Manual

Language: English

Pages: 1978

Format: PDF

Features: Bookmarked, searchable, printable

Compatibility: Windows/Mac/Tablet/Mobile

This service manual contains important information for the maintenance, troubleshooting and servicing of the **John Deere 7430 & 7530 Premium (North American Edition) Tractors Service Repair Manual (TM400319)**

In this manual you will find detailed specifications, illustrations, schematics, diagrams and step-by-step procedures to properly service and diagnose the machine to the manufacturer's standards.


Contents:

- General Information
- Specifications
- Serial Number Location
- Engine Specifications
- Engine Diagnostics
- Engine Tests and Adjustments
- Engine Repair
- Power Train
- Transmission
- Axles
- Differential
- PTO
- Hydraulic System
- Electrical System
- Electrical Tests and Diagnostics
- Wiring Diagram / Schematic
- Ignition and Charging
- Steering
- Brakes
- Wheels
- Operator's Platform
- Body Panels
- Disassembly and Assembly
- Diagnostics, Tests and Adjustments
- Troubleshooting
- and much more...

Please note this manual is in **downloadable PDF format only**. If you have any questions about this product or would like to request sample pages, please contact us and reference the product name or SKU.

Remove and Install Adjusting Motor for Air Distribution (B132)


Take off the panels on the r.h. side (viewed in direction of travel); see "Steering Valve - Removal (Tractors with Cab)" for assistance.

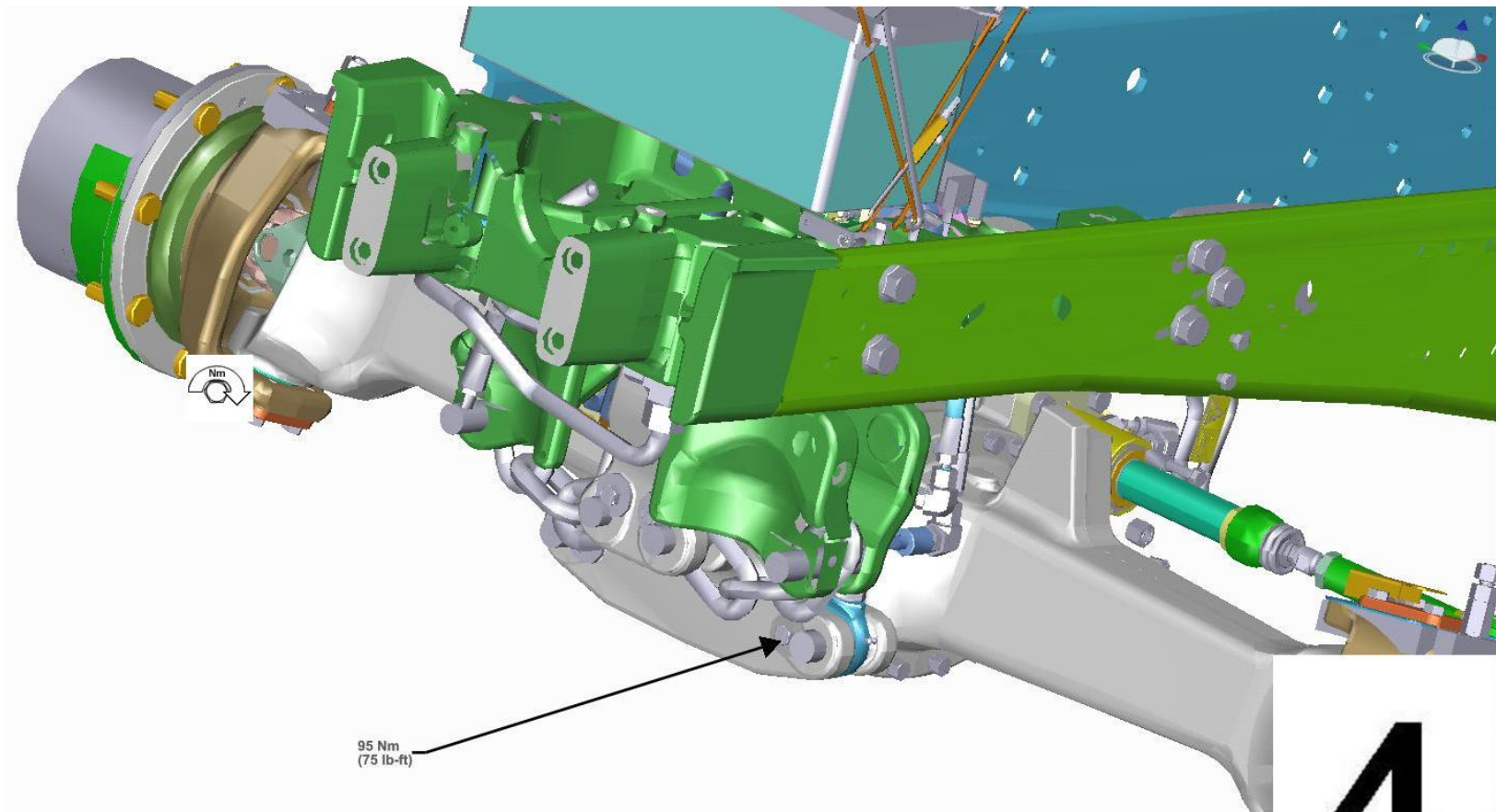


LEGEND:

- A Top end of bowden cables
- B Bottom end of bowden cables

Disengage bowden cables (A) and (B).







Thank you very much
for your reading.
Please click here
to get more information.