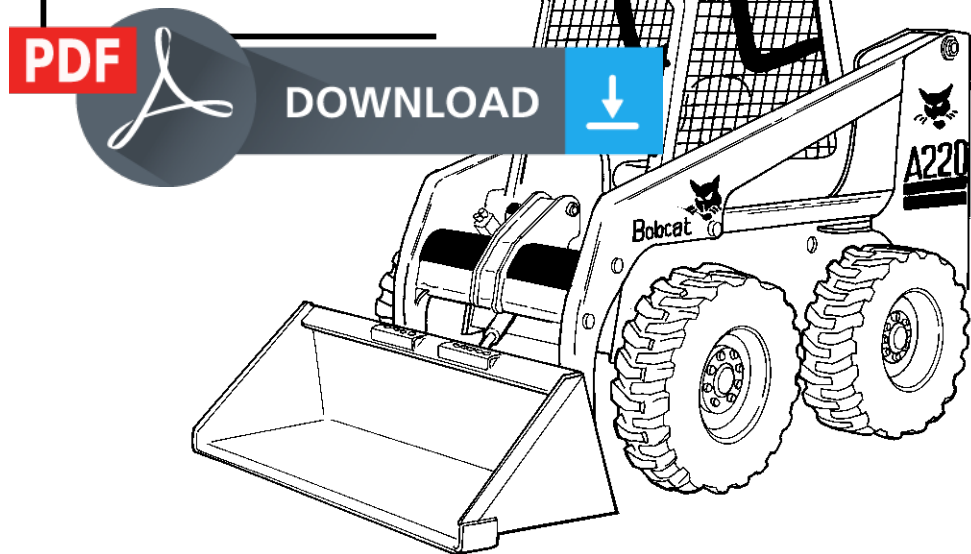




Bobcat®

Service Manual

S/N 519611001 & Above
S/N 519711001 & Above



Dealer Copy -- Not for Resale

EQUIPPED WITH
BOBCAT INTERLOCK
CONTROL SYSTEM (BICS™)

6901245 (7-10)

1 of 990

Printed in U.S.A.

© Bobcat Company 2010

MAINTENANCE SAFETY



WARNING

Instructions are necessary before operating or servicing machine. Read and understand the Operation & Maintenance Manual, Operator's Handbook and signs (decals) on machine. Follow warnings and instructions in the manuals when making repairs, adjustments or servicing. Check for correct function after adjustments, repairs or service. Untrained operators and failure to follow instructions can cause injury or death.

W-2003-0807



Safety Alert Symbol: This symbol with a warning statement, means: "Warning, be alert! Your safety is involved!" Carefully read the message that follows.


CORRECT



P-90216

- Never service the Bobcat Skid-Steer Loader without instructions.


CORRECT



B-15590

- Use the correct procedure to lift or lower operator cab.


CORRECT



B-15591

- Cleaning and maintenance are required daily.


WRONG



B-15592

- Have good ventilation when welding or grinding painted parts.
- Wear dust mask when grinding painted parts. Toxic dust and gas can be produced.
- Avoid exhaust fume leaks which can kill without warning. Exhaust system must be tightly sealed.

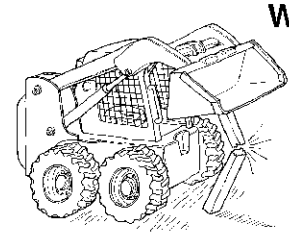
WRONG



B-15593

- Disconnecting or loosening any hydraulic tubeline, hose, fitting, component or a part failure can cause lift arms to drop. Do not go under lift arms when raised unless supported by an approved lift arm support device. Replace it if damaged.


WRONG



B-15599

- Never work on loader with lift arms up unless lift arms are held by an approved lift arm support device. Replace if damaged.
- Never modify equipment or add attachments not approved by Bobcat Company.


WRONG



B-15600

- Stop, cool and clean engine of flammable materials before checking fluids.
- Never service or adjust loader with the engine running unless instructed to do so in the manual.
- Avoid contact with leaking hydraulic fluid or diesel fuel under pressure. It can penetrate the skin or eyes.
- Never fill fuel tank with engine running, while smoking or when near open flame.

WRONG



B-15601

- Keep body, jewelry and clothing away from moving parts, electrical contact, hot parts and exhaust.
- Wear eye protection to guard from battery acid, compressed springs, fluids under pressure and flying debris when engines are running or tools are used. Use eye protection approved for type of welding.
- Keep rear door closed except for service. Close and latch door before operating the loader.

WRONG



B-6589

- Lead-acid batteries produce flammable and explosive gases.
- Keep arcs, sparks, flames and lighted tobacco away from batteries.
- Batteries contain acid which burns eyes or skin on contact. Wear protective clothing. If acid contacts body, flush well with water. For eye contact flush well and get immediate medical attention.

Maintenance procedures which are given in the Operation & Maintenance Manual can be performed by the owner/operator without any specific technical training. Maintenance procedures which are **not** in the Operation & Maintenance Manual must be performed **ONLY BY QUALIFIED BOBCAT SERVICE PERSONNEL**. Always use genuine Bobcat replacement parts. The Service Safety Training Course is available from your Bobcat dealer.

Dealer Copy -- Not for Resale

MSW08-0409



Bobcat®

ALPHABETICAL INDEX

| | | | |
|---|--------------|--|--------------|
| AIR CLEANER | 70-01 | FRONT AUXILIARY HYDRAULIC COUPLER | |
| AIR CLEANER SERVICE | 10-01 | BLOCK (S/N 519611124 & Above) | 10-01 |
| AIR CONDITIONING SERVICE | 80-01 | FUEL SYSTEM | 10-01 |
| AIR CONDITIONING SYSTEM FLOW | 80-01 | FUEL TANK | 50-01 |
| ALTERNATOR | 60-01 | | |
| AUXILIARY PRESSURE RELEASE | | GENERAL AIR CONDITIONING | |
| (ACCUMULATOR) (EARLY MODELS) | 20-01 | SERVICE GUIDELINES | 80-01 |
| AWS CONTROLLER | 60-01 | | |
| | | HEATER COIL | 80-01 |
| BASIC TROUBLESHOOTING | 80-01 | HEATER/AC FAN | 80-01 |
| BATTERY | 60-01 | HEATER VALVE | 80-01 |
| BICS™ SYSTEM | 60-01 | HUB | 40-01 |
| BOBCAT CONTROLLER | 60-01 | HYDRAULIC CONNECTION SPECS | SPEC-01 |
| BOBCAT 2001 CONTROLLER (EARLY MODELS) | 60-01 | HYDRAULIC CONTROL VALVE | 20-01 |
| BOB-TACH | 10-01, 50-01 | HYDRAULIC FLUID RESERVOIR | 20-01 |
| BRAKE | 40-01 | HYDRAULIC/HYDROSTATIC FILTER | 20-01 |
| BRAKE (TWO-SPEED) (EARLY MODLES) | 40-01 | HYDRAULIC/HYDROSTATIC FLUID | |
| BRAKE (TWO-SPEED) (LATER MODLES) | 40-01 | SPECIFICATIONS | SPEC-01 |
| BUCKET POSITION VALVE | 20-01 | HYDRAULIC/HYDROSTATIC SYSTEM | 10-01 |
| | | HYDRAULIC PUMP | 20-01 |
| CHAINCASE | 40-01 | HYDRAULIC PUMP (HI FLOW) | 20-01 |
| CHARGE PRESSURE | 30-01 | HYDRAULIC SYSTEM INFORMATION | 20-01 |
| COOLING FAN | 70-01 | HYDROSTATIC MOTOR | 30-01 |
| COMPONENTS | 80-01 | HYDROSTATIC MOTOR (CARRIER) | 30-01 |
| COMPRESSOR | 80-01 | HYDROSTATIC MOTOR (TWO-SPEED) | 30-01 |
| CONDENSER | 80-01 | HYDROSTATIC PUMP | 30-01 |
| CONTROL PANEL | 50-01 | HYDROSTATIC SYSTEM INFORMATION | 30-01 |
| CONTROL | 50-01 | | |
| CONVERSIONS | SPEC-01 | INSIDE ACCESS PANEL (EARLY MODLES) | 50-01 |
| CYLINDER (LIFT) | 20-01 | INSIDE ACCESS PANEL (LATER MODLES) | 50-01 |
| CYLINDER (POWER BOB-TACH) | 20-01 | INSTRUMENT PANEL | 60-01 |
| CYLINDER (STEERING) | 20-01 | | |
| CYLINDER (TILT) | 20-01 | LIFT ARMS | 50-01 |
| | | LIFT ARM BYPASS CONTROL VALVE | 20-01 |
| DIAGNOSTICS SERVICE CODES | 60-01 | LIFT ARM SUPPORT DEVICE | 10-01 |
| DRIVE BELT | 30-01 | LIFT AND TILT ACTUATOR CALIBRATION | 60-01 |
| DRIVE COMPONENTS | 40-01 | LIFTING AND BLOCKING THE LOADER | 10-01 |
| | | LIGHTS | 60-01 |
| ELECTRICAL/HYDRAULIC CONTROLS | | LOADER SPECIFICATIONS | SPEC-01 |
| REFERENCE | 60-01 | LOADER TORQUE | SPEC-01 |
| ELECTRICAL SYSTEM INFORMATION | 60-01 | LUBRICATING THE LOADER | 10-01 |
| ENGINE | 70-01 | | |
| ENGINE COMPONENTS AND TESTS | 70-01 | MAIN RELIEF VALVE | 20-01 |
| ENGINE COOLING SYSTEM | 10-01 | MUFFLER | 70-01 |
| ENGINE LUBRICATION SYSTEM | 10-01 | | |
| ENGINE SPECIFICATIONS | SPEC-01 | OIL COOLER (SEAL TO CONNECT) (STC) | 30-01 |
| ENGINE SPEED CONTROL (EARLY MODELS) ... | 70-01 | OPERATOR CAB | 10-01, 50-01 |
| ENGINE SPEED CONTROL (LATER MODELS).... | 70-01 | OPERATOR SEAT (STANDARD) | 50-01 |
| EVAPORATOR | 80-01 | OPERATOR SEAT (SUSPENSION) | 50-01 |
| EVAPORATOR/HEATER UNIT | 80-01 | | |
| EXPANSION VALVE | 80-01 | POWER BOB-TACH (OPTION) | 10-01, 50-01 |
| | | POWER BOB-TACH BLOCK (EARLY MODLES) ... | 20-01 |
| FAN GEARBOX | 10-01 | POWER BOB-TACH BLOCK (LATER MODLES).... | 20-01 |
| FINAL DRIVE TRANSMISSION (CHAINCASE) .. | 10-01 | PRESSURE RELIEF VALVE | 80-01 |
| FLYWHEEL AND HOUSING | 70-01 | PRESSURE SWITCH | 80-01 |

Dealer Copy -- Not for Resale



Thank you very much
for your reading.
Please click here
to get more information.