

# S250

TURBO

# S300

TURBO

INCLUDES HIGH FLOW



# Bobcat®

## Service Manual

### S250

S/N 526011001 & Above  
S/N 526111001 & Above

### S300

S/N 525811001 & Above  
S/N 525911001 & Above

PDF



DOWNLOAD



EQUIPPED WITH  
BOBCAT INTERLOCK  
CONTROL SYSTEM (BICS™)

6902711 (3-06)

1 of 1073

**IR** Ingersoll Rand  
Compact Vehicle Technologies

Printed in U.S.A.

© Bobcat Company 2006

Dealer Copy - Not for Resale



# MAINTENANCE SAFETY




## WARNING

Instructions are necessary before operating or servicing machine. Read and understand the Operation & Maintenance Manual, Operator's Handbook and signs (decals) on machine. Follow warnings and instructions in the manuals when making repairs, adjustments or servicing. Check for correct function after adjustments, repairs or service. Untrained operators and failure to follow instructions can cause injury or death.

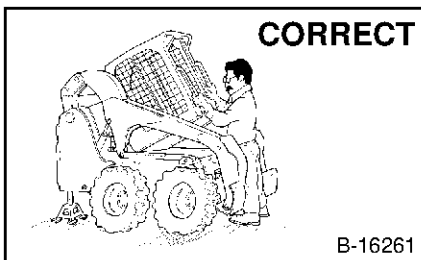
W-2003-0903




**Safety Alert Symbol:** This symbol with a warning statement, means: "Warning, be alert! Your safety is involved!" Carefully read the message that follows.




Never service the Bobcat Skid-Steer Loader without instructions.



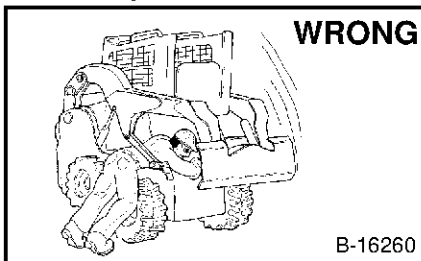
Use the correct procedure to lift or lower operator cab.



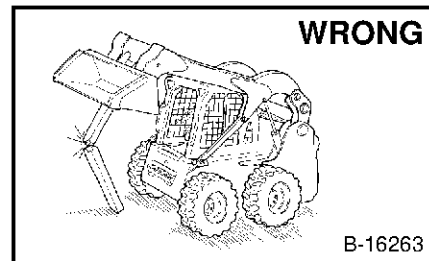
Cleaning and maintenance are required daily.




- Have good ventilation when welding or grinding painted parts.
- Wear dust mask when grinding painted parts. Toxic dust and gas can be produced.
- Avoid exhaust fume leaks which can kill without warning. Exhaust system must be tightly sealed.



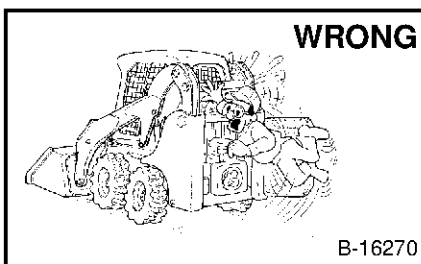
Disconnecting or loosening any hydraulic tubeline, hose, fitting, component or a part failure can cause lift arms to drop. Do not go under lift arms when raised unless supported by an approved lift arm support device. Replace it if damaged.



- Never work on loader with lift arms up unless lift arms are held by an approved lift arm support device. Replace if damaged.
- Never modify equipment or add attachments not approved by Bobcat Company.



- Stop, cool and clean engine of flammable materials before checking fluids.
- Never service or adjust loader with the engine running unless instructed to do so in the manual.
- Avoid contact with leaking hydraulic fluid or diesel fuel under pressure. It can penetrate the skin or eyes.
- Never fill fuel tank with engine running, while smoking or when near open flame.



- Keep body, jewelry and clothing away from moving parts, electrical contact, hot parts and exhaust.
- Wear eye protection to guard from battery acid, compressed springs, fluids under pressure and flying debris when engines are running or tools are used. Use eye protection approved for type of welding.
- Keep rear door closed except for service. Close and latch door before operating the loader.



- Lead-acid batteries produce flammable and explosive gases.
- Keep arcs, sparks, flames and lighted tobacco away from batteries.
- Batteries contain acid which burns eyes or skin on contact. Wear protective clothing. If acid contacts body, flush well with water. For eye contact flush well and get immediate medical attention.

Maintenance procedures which are given in the Operation & Maintenance Manual can be performed by the owner/operator without any specific technical training. Maintenance procedures which are **not** in the Operation & Maintenance Manual must be performed **ONLY BY QUALIFIED BOBCAT SERVICE PERSONNEL**. Always use genuine Bobcat replacement parts. The Service Safety Training Course is available from your Bobcat dealer.

MSW14-0805

Dealer Copy -- Not for Resale



**Bobcat®**

## ALPHABETICAL INDEX

ADVANCED CONTROL SYSTEM (ACS).....	60-01	EVAPORATOR/HEATER UNIT.....	80-01
AIR CLEANER.....	70-01	EXPANSION VALVE.....	80-01
AIR CLEANER SERVICE.....	10-01	FAN GEARBOX.....	10-01
AIR CONDITIONING SERVICE.....	80-01	FINAL DRIVE TRANSMISSION (CHAINCASE) ..	10-01
AIR CONDITIONING SYSTEM FLOW.....	80-01	FLYWHEEL AND HOUSING.....	70-01
ALTERNATOR.....	60-01	FLYWHEEL RPM SENSOR.....	60-01
BASIC TROUBLESHOOTING.....	80-01	FRONT AUXILIARY HYD. COUPLER BLOCK.....	20-01
BATTERY.....	60-01	FUEL SYSTEM.....	10-01
BICS™ SYSTEM.....	60-01	FUEL TANK.....	50-01
BLOWER FAN.....	80-01	GENERAL AIR CONDITIONING SERVICE	
BOBCAT CONTROLLER.....	60-01	GUIDELINES.....	80-01
BOB-TACH.....	10-01, 50-01	HEATER COIL.....	80-01
BRAKE.....	40-01	HEATER VALVE.....	80-01
BRAKE (TWO-SPEED).....	40-01	HYDRAULIC CONNECTION SPECS.....	SPEC-01
BUCKET POSITION VALVE.....	20-01	HYDRAULIC CONTROL VALVE	
CALIBRATION.....	60-01	(ADVANCED CONTROL SYSTEM) (ACS).....	20-01
CHAINCASE.....	40-01	HYDRAULIC CONTROL VALVE (1 PIECE CASTING)	
CHARGE PRESSURE.....	30-01	(ADVANCED CONTROL SYSTEM) (ACS).....	20-01
COMPONENTS.....	80-01	HYDRAULIC CONTROL VALVE	
COMPRESSOR.....	80-01	(FOOT CONTROL).....	20-01
CONDENSER.....	80-01	HYDRAULIC CONTROL VALVE (1 PIECE CASTING)	
CONTROL HANDLE.....	50-01	(FOOT CONTROL).....	20-01
CONTROL HANDLE (ADVANCED CONTROL SYSTEM)		HYDRAULIC CONTROL VALVE (1 PIECE CASTING)	
(ACS) SELECTABLE HAND/FOOT CONTROL ...	50-01	(SELECTABLE JOYSTICK CONTROL) (SJC).....	20-01
CONTROL HANDLE		HYDRAULIC CONTROL VALVE (2 PIECE CASTING)	
(SELECTABLE JOYSTICK CONTROL) (SJC).....	50-01	(SELECTABLE JOYSTICK CONTROL) (SJC).....	20-01
CONTROL PANEL (ADJUSTABLE PINTLES).....	50-01	HYDRAULIC FLUID RESERVOIR.....	20-01
CONTROL PANEL (NON-ADJUSTABLE PINTLES)..	50-01	HYDRAULIC FLUID SPECIFICATIONS.....	SPEC-01
CONTROL PANEL		HYDRAULIC/HYDROSTATIC FILTER.....	20-01
(SELECTABLE JOYSTICK CONTROL) (SJC).....	50-01	HYDRAULIC/HYDROSTATIC SYSTEM.....	10-01
CONTROL PEDALS.....	50-01	HYDRAULIC PUMP.....	20-01
CONTROL PEDALS (ACS).....	50-01	HYDRAULIC PUMP (CHARGE).....	20-01
CONTROLLER (SELECTABLE JOYSTICK		HYDRAULIC PUMP (HI FLOW).....	20-01
CONTROL) (SJC).....	60-01	HYDRAULIC PUMP (SELECTABLE JOYSTICK	
CONVERSIONS.....	SPEC-01	CONTROL) (SJC).....	20-01
COOLING FAN.....	70-01	HYDRAULIC PUMP (HI FLOW)	
CYLINDER (LIFT).....	20-01	(SELECTABLE JOYSTICK CONTROL) (SJC).....	20-01
CYLINDER (POWER BOB-TACH).....	20-01	HYDRAULIC SYSTEM INFORMATION.....	20-01
CYLINDER (TILT).....	20-01	HYDROSTATIC MOTOR.....	30-01
DIAGNOSTICS SERVICE CODES.....	60-01	HYDROSTATIC MOTOR (TWO SPEED).....	30-01
DRIVE BELT.....	30-01	HYDROSTATIC MOTOR CARRIER.....	30-01
DRIVE COMPONENTS.....	40-01	HYDROSTATIC MOTOR CARRIER	
ELECTRICAL/HYDRAULIC CONTROLS		(SELECTABLE JOYSTICK CONTROL) (SJC).....	30-01
REFERENCE.....	60-01	HYDROSTATIC PUMP.....	30-01
ELECTRICAL/HYDRAULIC CONTROLS REFERENCE		HYDROSTATIC PUMP	
(SELECTABLE JOYSTICK CONTROL) (SJC).....	60-01	(SELECTABLE JOYSTICK CONTROL) (SJC) ..	30-01
ELECTRICAL SYSTEM INFORMATION.....	60-01	HYDROSTATIC SYSTEM INFORMATION.....	30-01
ENGINE.....	70-01	INSIDE ACCESS PANEL.....	50-01
ENGINE COOLING SYSTEM.....	10-01	INSIDE ACCESS PANEL	
ENGINE LUBRICATION SYSTEM.....	10-01	(SELECTABLE JOYSTICK CONTROL) (SJC).....	50-01
ENGINE SPECIFICATIONS.....	SPEC-01	INSTRUMENT PANEL.....	60-01
ENGINE SPEED CONTROL.....	70-01		
ENGINE SPEED CONTROL (SELECTABLE			
JOYSTICK CONTROL) (SJC).....	70-01		
EVAPORATOR.....	80-01		

Dealer Copy -- Not for Resale



Thank you very much  
for your reading.  
Please click here  
to get more information.