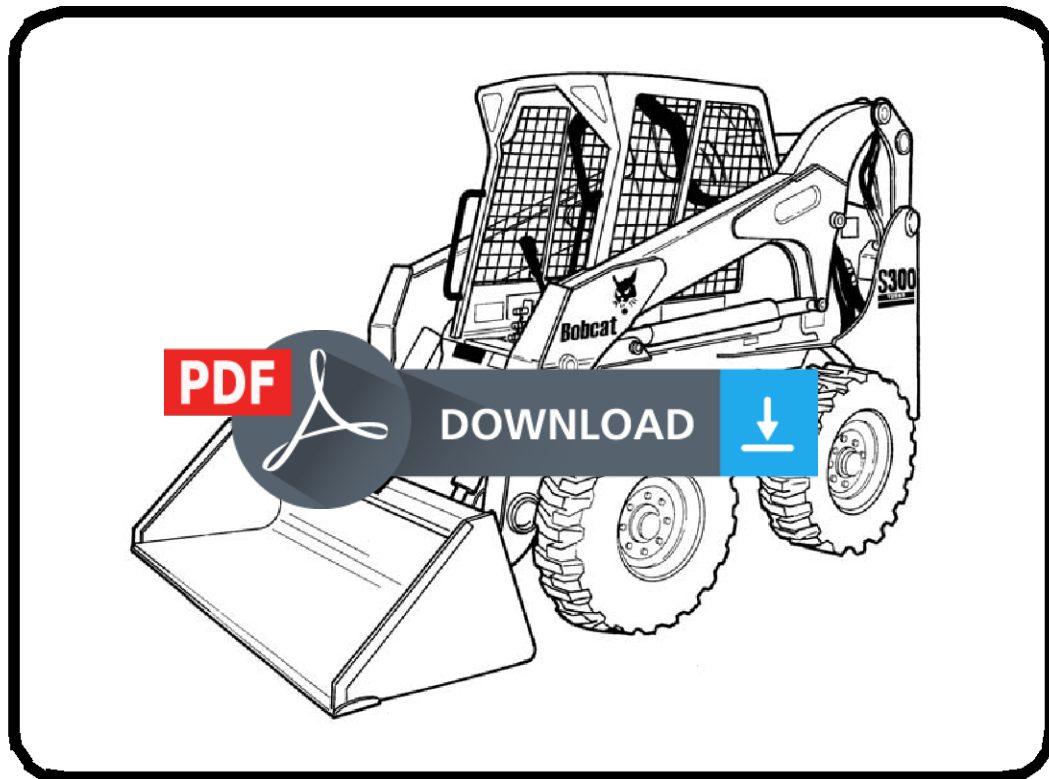




Bobcat®


Service Manual S300 Skid-Steer Loader

S/N AJ4M11001 & Above



Dealer Copy -- Not for Resale

EQUIPPED WITH
BOBCAT INTERLOCK
CONTROL SYSTEM (BICS™)



MAINTENANCE SAFETY



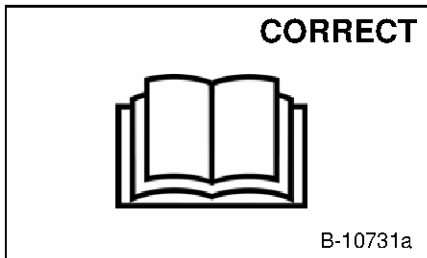
WARNING

Instructions are necessary before operating or servicing machine. Read and understand the Operation & Maintenance Manual, Operator's Handbook and signs (decals) on machine. Follow warnings and instructions in the manuals when making repairs, adjustments or servicing. Check for correct function after adjustments, repairs or service. Untrained operators and failure to follow instructions can cause injury or death.

W-2003-0807




Safety Alert Symbol: This symbol with a warning statement, means: "Warning, be alert! Your safety is involved!" Carefully read the message that follows.




B-10731a

⚠ Never service the Bobcat Skid-Steer Loader without instructions.



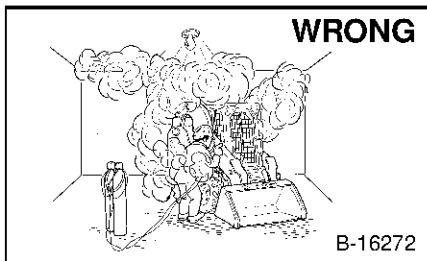
B-16261

⚠ Use the correct procedure to lift or lower operator cab.



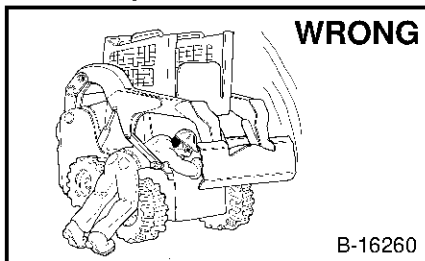
B-16264

⚠ Cleaning and maintenance are required daily.



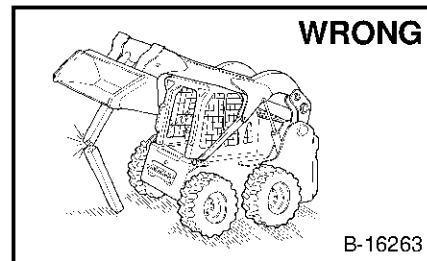
B-16272

- ⚠ Have good ventilation when welding or grinding painted parts.
- ⚠ Wear dust mask when grinding painted parts. Toxic dust and gas can be produced.
- ⚠ Avoid exhaust fume leaks which can kill without warning. Exhaust system must be tightly sealed.




B-16260

⚠ Disconnecting or loosening any hydraulic tubeline, hose, fitting, component or a part failure can cause lift arms to drop. Do not go under lift arms when raised unless supported by an approved lift arm support device. Replace it if damaged.



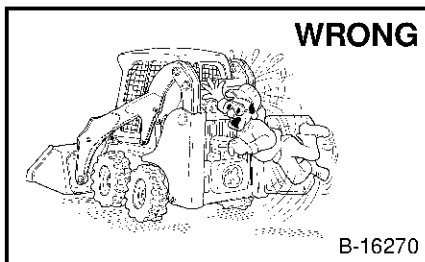
B-16263

- ⚠ Never work on loader with lift arms up unless lift arms are held by an approved lift arm support device. Replace if damaged.
- ⚠ Never modify equipment or add attachments not approved by Bobcat Company.



B-16271

- ⚠ Stop, cool and clean engine of flammable materials before checking fluids.
- ⚠ Never service or adjust loader with the engine running unless instructed to do so in the manual.
- ⚠ Avoid contact with leaking hydraulic fluid or diesel fuel under pressure. It can penetrate the skin or eyes.
- ⚠ Never fill fuel tank with engine running, while smoking or when near open flame.



B-16270

- ⚠ Keep body, jewelry and clothing away from moving parts, electrical contact, hot parts and exhaust.
- ⚠ Wear eye protection to guard from battery acid, compressed springs, fluids under pressure and flying debris when engines are running or tools are used. Use eye protection approved for type of welding.
- ⚠ Keep rear door closed except for service. Close and latch door before operating the loader.



B-6589

- ⚠ Lead-acid batteries produce flammable and explosive gases.
- ⚠ Keep arcs, sparks, flames and lighted tobacco away from batteries.
- ⚠ Batteries contain acid which burns eyes or skin on contact. Wear protective clothing. If acid contacts body, flush well with water. For eye contact flush well and get immediate medical attention.

Maintenance procedures which are given in the Operation & Maintenance Manual can be performed by the owner/operator without any specific technical training. Maintenance procedures which are **not** in the Operation & Maintenance Manual must be performed **ONLY BY QUALIFIED BOBCAT SERVICE PERSONNEL**. Always use genuine Bobcat replacement parts. The Service Safety Training Course is available from your Bobcat dealer.

MSW14-0409



Bobcat®

ALPHABETICAL INDEX

ACCESS PANEL (INSIDE)	50-01	ENGINE SPEED CONTROL (SJC).....	70-01
ACCESS PANEL (INSIDE) SJC)	50-01	EVAPORATOR COIL	80-01
AIR CLEANER	70-01	EVAPORATOR / HEATER UNIT.....	80-01
AIR CLEANER SERVICE	10-01	EXPANSION VALVE.....	80-01
AIR CONDITIONING SYSTEM FLOW	80-01		
ALTERNATOR	60-01	FINAL DRIVE TRANSMISSION (CHAINCASE).....	10-01
		FLYWHEEL AND HOUSING	70-01
BACK-UP ALARM SYSTEM.....	60-01	FLYWHEEL RPM SENSOR	60-01
BATTERY.....	60-01	FRONT AUXILIARY HYDRAULIC	
BLOWER FAN	80-01	COUPLER BLOCK.....	20-01
BOBCAT CONTROLLER (ACS).....	60-01	FUEL SYSTEM.....	10-01, 70-01
BOBCAT CONTROLLER		FUEL TANK	50-01
(GATEWAY AND AUXILIARY).....	60-01		
BOBCAT CONTROLLER (SJC) (DRIVE)	60-01	HEATER COIL.....	80-01
BOBCAT INTERLOCK CONTROL		HEATER VALVE	80-01
SYSTEM (BICS)	60-01	HYDRAULIC CONNECTION SPECS	SPEC-01
BOB-TACH (HAND LEVER)	10-01, 50-01	HYDRAULIC CONTROL VALVE (ACS) OR (SJC)..	20-01
BOB-TACH (POWER) BLOCK	20-01	HYDRAULIC CONTROL VALVE (STANDARD)	20-01
BOB-TACH (POWER).....	10-01, 50-01	HYDRAULIC FLUID RESERVOIR	20-01
BRAKE.....	40-01	HYDRAULIC / HYDROSTATIC FLUID	
BRAKE (TWO-SPEED).....	40-01	SPECIFICATIONS	SPEC-01
BUCKET POSITION VALVE	20-01	HYDRAULIC / HYDROSTATIC FILTERS	20-01
		HYDRAULIC / HYDROSTATIC SYSTEM.....	10-01
CAB DOOR.....	50-01	HYDRAULIC PUMP (STANDARD) (HIGH FLOW)..	20-01
CALIBRATION	60-01	HYDRAULIC PUMP (STANDARD)	20-01
CAMSHAFT AND TIMING GEARS.....	70-01	HYDRAULIC PUMP (SJC) (HIGH FLOW).....	20-01
CASE DRAIN FILTER.....	30-01	HYDRAULIC PUMP (SJC)	20-01
CHAINCASE	40-01	HYDRAULIC SYSTEM INFORMATION	20-01
CHARGE PRESSURE.....	30-01	HYDROSTATIC MOTOR	30-01
COMPRESSOR	80-01	HYDROSTATIC MOTOR (TWO SPEED)	30-01
CONDENSER	80-01	HYDROSTATIC MOTOR CARRIER.....	30-01
CONTROL HANDLE / LEVER.....	50-01	HYDROSTATIC MOTOR CARRIER (SJC).....	30-01
CONTROL HANDLE / LEVER (ACS)	50-01	HYDROSTATIC PUMP	30-01
CONTROL HANDLE / LEVER (SJC).....	50-01	HYDROSTATIC PUMP (SJC)	30-01
CONTROL PANEL.....	50-01	HYDROSTATIC SYSTEM INFORMATION	30-01
CONTROL PANEL (SJC).....	50-01		
CONTROL PANEL SETUP	60-01	INSTRUMENT PANELS	60-01
CONTROL PEDALS (ACS)	50-01		
CONTROL PEDALS AND LINKAGES.....	50-01	LIFT ARMS.....	50-01
CONTROL SYSTEM (ACS).....	60-01	LIFT ARM BYPASS CONTROL VALVE	20-01
CONVERSIONS	SPEC-01	LIFT ARM SUPPORT DEVICE	10-01
CRANKSHAFT AND PISTONS	70-01	LIFTING AND BLOCKING THE LOADER.....	10-01
CYLINDER HEAD.....	70-01	LIGHTS	60-01
CYLINDER (LIFT).....	20-01	(S300) LOADER SPECIFICATIONS	SPEC-01
CYLINDER (BOB-TACH)	20-01	LOADER STORAGE AND RETURN TO SERVICE	10-01
CYLINDER (TILT)	20-01	LUBRICATION SYSTEM.....	70-01
		LUBRICATING THE LOADER.....	10-01
DIAGNOSTICS SERVICE CODES	60-01		
DRIVE BELT	30-01	MAIN RELIEF VALVE	20-01
DRIVE COMPONENTS	40-01	MAINTENANCE CLOCK.....	60-01
		MUFFLER.....	70-01
ELECTRICAL / HYDRAULIC CONTROLS	60-01		
ELECTRICAL / HYDRAULIC CONTROLS (SJC)...	60-01		
ELECTRICAL SYSTEM INFORMATION	60-01		
EMERGENCY EXIT.....	10-01		
ENGINE COOLING SYSTEM.....	10-01, 70-01		
ENGINE INFORMATION	70-01		
ENGINE LUBRICATION SYSTEM.....	10-01		
ENGINE SPEED CONTROL	70-01		

Dealer Copy -- Not for Resale



Thank you very much
for your reading.
Please click here
to get more information.