

SUZUKI

FRONT 26.
REAR 36-38.

GSXR 1100

SERVICE MANUAL

PDF



DOWNLOAD



99500-39061-01E
(英)


GROUP INDEX

<i>GENERAL INFORMATION</i>	1
<i>PERIODIC MAINTENANCE AND TUNE-UP PROCEDURES</i>	2
<i>ENGINE</i>	3
<i>FUEL AND LUBRICATION SYSTEM</i>	4
<i>ELECTRICAL SYSTEM</i>	5
<i>CHASSIS</i>	6
<i>SERVICING INFORMATION</i>	7
<i>APPENDIX (INFORMATION OF THE '86-MODEL)</i>	8
<i>GSX-R1100H ('87-MODEL)</i>	9

NOTE:


Before fitting the crankshaft journal bearings, check the nozzles (1) fitted on the upper crankcase for clogging.

(1) Nozzle (4 pcs) For upper case



When fitting the crankshaft journal bearings to the upper and lower crankcases, be sure to fix the stopper part (2) first and press the other end.


(Refer to page 3-45)

**CAUTION:**

Do not touch the bearing surfaces with your hands. Grasp by the edge of the bearing shell.

Install the cam chain guide (3) and two dampers (4) properly.

Fit the O-rings (5) and (6).

**NOTE:**

Be sure to face the arrow mark on the damper to the front.


CAUTION:

Replace the O-rings with new ones to prevent oil leakage.

- Before installing the crankshaft, apply SUZUKI Moly paste to each journal bearing lightly.
- Install the crankshaft with the cam chain to the upper crankcase.
- Insert the right and left thrust bearings with oil grooved facing the crank web.

99000-25140

SUZUKI Moly Paste



1986-1988 Suzuki GSX-R1100 Motorcycle Service Repair Workshop Manual

Instant download 1986-1988 Suzuki GSX-R1100 Motorcycle Service Repair Workshop Manual. This manual content all service, repair, maintenance, troubleshooting procedures for Suzuki Motorcycle Machine.

All major topics are covered step-by-step instruction, diagrams, illustration, wiring schematic, and specifications to repair and troubleshoot. With this factory service repair manual on hand can easily help you with any repairs that you may need for your Suzuki Motorcycle Machine.

Machine model :

GSX-R1100

Manual Covers:

*General Information

*Periodic Maintenance And Tun-Up Procedures

*Engine

*Fuel And Lubrication System

*Cooling System

*Electrical System

*Chassis

*Servicing Information

*Appendix(Information of the 86-Model)

*GSX-R1100H(87-Model)

AND MORE SPECIFICATION:

Pages:295

Format: PDF

Language: English

Compatible: Win/MacAll pages are printable, so run off what you need & take it with you into the garage or workshop.

Save money \$\$ by doing your own repairs! It make it easy for any skill level with these very easy to follow, step-by-step instructions!

Instant download means no shipping cost or waiting for a CD to arrive in the mail you will receive this manual today via instant download on completion of payment via our secure payment processor. We accept all major credit/debit cards/paypal.

Instant download! Thank you for visiting!



Thank you very much
for your reading.
Please click here
to get more information.