

TAKEUCHI

TB180FR

Book No.BL8Z001

Serial No.17840001 -

PDF  **DOWNLOAD** 
PARTS MANUAL

SUZUKI

GS500E

SERVICE MANUAL



99500-34069-01E

FOREWORD




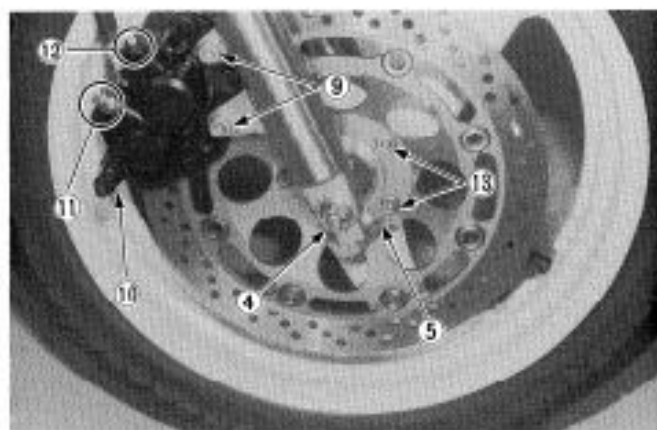




The SUZUKI GS500E has been developed as a new generation motorcycle to the GS-models. It is packed with highly advanced design concepts including a New Twin Dome Combustion Chamber, a crankshaft counter-balancer, a fully transistorized ignition system and a link type rear suspension. Combined with precise control and easy handling the GS500E provides excellent performance and outstanding riding comfort.

This service manual has been produced primarily for experienced mechanics whose job is to inspect, adjust, repair and service SUZUKI motorcycles. Apprentice mechanics and do-it-yourself mechanics, will also find this manual an extremely useful repair guide. This manual contains the most up-to-date information at the time of publication. The rights are reserved to update or make corrections to this manual at any time.

SUZUKI MOTOR CORPORATION
Motorcycle Service Department

GROUP INDEX

GENERAL INFORMATION	1
PERIODIC MAINTENANCE AND TUNE-UP PROCEDURES	2
ENGINE	3
FUEL AND LUBRICATION SYSTEM	4
ELECTRICAL SYSTEM	5
CHASSIS	6
SERVICE INFORMATION	7
GS500EL ('90-MODEL)	8
GS500EM ('91-MODEL)	9
GS500EN ('92-MODEL)	10
GS500EP ('93-MODEL)	11
GS500ER ('94-MODEL)	12
GS500ES ('95-MODEL)	13
GS500ET ('96-MODEL)	14
GS500EV ('97-MODEL)	15
GS500EW ('98-MODEL)	16
GS500EX ('99-MODEL)	17



1989-1999 Suzuki GS500E Motorcycle Service Repair Workshop Manual

Instant download 1989-1999 Suzuki GS500E Motorcycle Service Repair Workshop Manual. This manual content all service, repair, maintenance, troubleshooting procedures for Suzuki Motorcycle Machine.

All major topics are covered step-by-step instruction, diagrams, illustration, wiring schematic, and specifications to repair and troubleshoot. With this factory service repair manual on hand can easily help you with any repairs that you may need for your Suzuki Motorcycle Machine.

Machine model :

GS500E

Manual Covers:

*General Information

*Periodic Maintenance And Tune-Up Procedures

*Engine

*Fuel and Lubrication System

*Electrical System

*Chassis

*Servicing Information

*GS500EL(90-Model)

*GS500EM(91-Model)

*GS500EN(92-Model)

*GS500EP(93-Model)

*GS500ER(94-Model)

*GS500ES(95-Model)

*GS500ET(96-Model)

*GS500EV(97-Model)

*GS500EW(98-Model)

*GS500EX(99-Model)

AND MORE SPECIFICATION:

Pages:362

Format: PDF

Language: English

Compatible: Win/Mac All pages are printable, so run off what you need & take it with you into the garage or workshop.

Save money \$\$ by doing your own repairs! It make it easy for any skill level with these very easy to follow, step-by-step instructions!

Instant download means no shipping cost or waiting for a CD to arrive in the mail you will receive this manual today via instant download on completion of payment via our secure payment processor. We accept all major credit/debit cards/paypal.

Instant download! Thank you for visiting!



Thank you very much
for your reading.
Please click here
to get more information.