



**ME1503,
ME1903,
ME2203
COMPACT
EXCAVATORS**

PDF



DOWNLOAD



**CE
MANUAL**

SUZUKI



TL1000S

SERVICE MANUAL

FOREWORD

This manual contains an introductory description on the SUZUKI TL1000S and procedures for its inspection/service and overhaul of its main components. Other information considered as generally known is not included.

Read the GENERAL INFORMATION section to familiarize yourself with the motorcycle and its maintenance. Use this section as well as other sections to use as a guide for proper inspection and service. This manual will help you know the motorcycle better so that you can assure your customers of fast and reliable service.

- * This manual has been prepared on the basis of the latest specifications at the time of publication. If modifications have been made since then, differences may exist between the content of this manual and the actual motorcycle.
- * Illustrations in this manual are used to show the basic principles of operation and work procedures. They may not represent the actual motorcycle exactly in detail.
- * This manual is written for persons who have enough knowledge, skills and tools, including special tools, for servicing SUZUKI motorcycles. If you do not have the proper knowledge and tools, ask your authorized SUZUKI motorcycle dealer to help you.

▲ WARNING

Inexperienced mechanics or mechanics without the proper tools and equipment may not be able to properly perform the services described in this manual. Improper repair may result in injury to the mechanic and may render the motorcycle unsafe for the rider and passenger.

IMPORTANT

All street-legal Suzuki motorcycles with engine displacement of 50 cc or greater are subject to Environmental Protection agency emission regulations. These regulations set specific standards for exhaust emission output levels as well as particular servicing requirements. This manual includes specific information required to properly inspect and service TL1000S in accordance with all EPA regulations. It is strongly recommended that the chapter on Emission Control, Periodic Servicing and Carburetion be thoroughly reviewed before any type of service work is performed.

Further information concerning the EPA emission regulations and U.S. Suzuki's emission control program can be found in the U.S. SUZUKI EMISSION CONTROL PROGRAM MANUAL/SERVICE BULLETIN.

GROUP INDEX


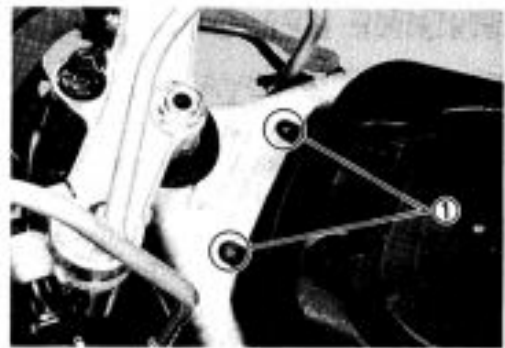
GENERAL INFORMATION	1
PERIODIC MAINTENANCE	2
ENGINE	3
FI SYSTEM AND INTAKE AIR SYSTEM	4
COOLING SYSTEM	5
CHASSIS	6
ELECTRICAL SYSTEM	7
SERVICING INFORMATION	8
EMISSION CONTROL INFORMATION	9
TL1000SW ('98-MODEL)	10
TL1000SX ('99-MODEL)	11
TL1000SY ('00-MODEL)	12
TL1000SK1 ('01-MODEL)	13

SUZUKI MOTOR CORPORATION



Motorcycle Service Department

3-3 ENGINE

- Remove the air cleaner box mounting bolt ①.
- Remove the vacuum control solenoid valve ② and the intake air pressure sensor ③.
- Disconnect the intake air temperature sensor lead wire coupler ④.
- Disconnect the crankcase breather hose ⑤.
- Loosen the throttle body clamp bolts (Air cleaner side).
- Disconnect the hose ⑥ from the intake air control valve actuator and remove the air cleaner box.



- Disconnect the cooling fan lead wire coupler.
- Disconnect the engine coolant temperature sensor ⑦ and the cooling fan thermo-switch ⑧ lead wire couplers.
- Disconnect the water hoses from the water pump and thermostat case.
- Remove the radiator mounting bolts.
- Remove the radiator.



1998-2001 Suzuki TL1000S Motorcycle Service Repair Workshop Manual

Instant download 1998-2001 Suzuki TL1000S Motorcycle Service Repair Workshop Manual. This manual content all service, repair, maintenance, troubleshooting procedures for Suzuki Motorcycle Machine.

All major topics are covered step-by-step instruction, diagrams, illustration, wiring schematic, and specifications to repair and troubleshoot. With this factory service repair manual on hand can easily help you with any repairs that you may need for your Suzuki Motorcycle Machine.

Machine model :

TL1000S

Manual Covers:

*General Information

*Periodic Maintenance

*Engine

*FI System And Intake Air System

*Cooling And Lubrication System

*Chassis

*Electrical System

*Servicing Information

*Emission Control Information

*TL1000SW(1998-Model)

*TL1000SX(1999-Model)

*TL1000SY(2000-Model)

*TL1000SK1(2001-Model)

AND MORE SPECIFICATION:

Pages:688

Format: PDF

Language: English

Compatible: Win/MacAll pages are printable, so run off what you need & take it with you into the garage or workshop.

Save money \$\$ by doing your own repairs! It make it easy for any skill level with these very easy to follow, step-by-step instructions!

Instant download means no shipping cost or waiting for a CD to arrive in the mail you will receive this manual today via instant download on completion of payment via our secure payment processor. We accept all major credit/debit cards/paypal.

Instant download! Thank you for visiting!



Thank you very much
for your reading.
Please click here
to get more information.