

TAKEUCHI

TB125

Book No. BE5Z010

Serial No. 12510010-

PDF  **DOWNLOAD**  **PARTS MANUAL**

SUZUKI

AN650

SERVICE MANUAL



99500-36110-01E

FOREWORD

This manual contains an introductory description on the SUZUKI AN650 and procedures for its inspection/service and overhaul of its main components. Other information considered as generally known is not included.

Read the GENERAL INFORMATION section to familiarize yourself with the motorcycle and its maintenance. Use this section as well as other sections to use as a guide for proper inspection and service. This manual will help you know the motorcycle better so that you can assure your customers of fast and reliable service.

* This manual has been prepared on the basis of the latest specifications at the time of publication. If modifications have been made since then, differences may exist between the content of this manual and the actual motorcycle.

* Illustrations in this manual are used to show the basic principles of operation and work procedures. They may not represent the actual motorcycle exactly in detail.

* This manual is written for persons who have enough knowledge, skills and tools, including special tools, for servicing SUZUKI motorcycles. If you do not have the proper knowledge and tools, ask your authorized SUZUKI motorcycle dealer to help you.

▲ WARNING

Inexperienced mechanics or mechanics without the proper tools and equipment may not be able to properly perform the services described in this manual. Improper repair may result in injury to the mechanic and may render the motorcycle unsafe for the rider and passenger.

SUZUKI MOTOR CORPORATION

© COPYRIGHT SUZUKI MOTOR CORPORATION 2002

GROUP INDEX

GENERAL INFORMATION 1

PERIODIC MAINTENANCE 2

ENGINE 3

DRIVE TRAIN 4

CVT 5

FI SYSTEM/ CVT SYSTEM 6

FUEL SYSTEM AND THROTTLE BODY 7

COOLING AND LUBRICATION SYSTEM 8

CHASSIS 9

ELECTRICAL SYSTEM 10


SERVICING INFORMATION 11

EMISSION CONTROL INFORMATION 12


WIRING DIAGRAM 13

DRIVE SHAFT

- Remove the drive shaft assembly ①, idle shaft ②.




- Remove the idle gear ③.
- Remove the circlip ④, and counter drive gear ⑤.



- Remove the counter drive gear shaft ⑥.

**BALANCER SHAFT**

- Remove the upper balancer shaft ⑦.



- Remove the circlip ⑧, lower balancer shaft ⑨, oil pump gear ⑩, and oil pump drive chain.



2002 Suzuki AN650 Motorcycle Service Repair Workshop Manual

Instant download 2002 Suzuki AN650 Motorcycle Service Repair Workshop Manual.◆◆ This manual content all service, repair, maintenance, troubleshooting procedures for Suzuki Motorcycle Machine.

All major topics are covered step-by-step instruction, diagrams, illustration, wiring schematic, and specifications to repair and troubleshoot. With this factory service repair manual on hand can easily help you with any repairs that you may need for your Suzuki Motorcycle Machine.

Machine model :

AN650

Manual Covers:

*General Information

*Periodic Maintenance

*Engine

*Drive Train

*CVT

*FI System/ CVT System

*Fuel System And Throttle Body

*Cooling and Lubrication System

*Chassis

*Elctrical System

*Servicing Information

*Emission Control Information

*Wiring Diagram

AND MORE◆◆◆SPECIFICATION:

Pages:463

Format: PDF

Language: English

Compatible: Win/MacAll pages are printable, so run off what you need & take it with you into the garage or workshop.

Save money \$\$ by doing your own repairs! It make it easy for any skill level with these very easy to follow, step-by-step instructions!

Instant download means no shipping cost or waiting for a CD to arrive in the mail◆◆◆you will receive this manual today via instant download on completion of payment via our secure payment processor. We accept all major credit/debit cards/paypal.

Instant download! Thank you for visiting!



Thank you very much
for your reading.
Please click here
to get more information.