



318/320 Finger Wheel V-Rakes

WR318

WR320



**OPERATOR'S AND
SERVICE PARTS MANUAL**







PDF



DOWNLOAD



GEHL 318 & 320 Finger Wheel V-Rakes Operator s and Service Parts Manual

Download Complete Operator   s and Service Parts Manual for GEHL 318 & 320 Finger Wheel V-Rakes. This Factory Operator   s and Service Parts Manual offers all the Operating and Service Parts informations for GEHL 318 & 320 Finger Wheel V-Rakes. The information on this manual covered everything you need to know when you want to GEHL 318 & 320 Finger Wheel V-Rakes. [Click Here Preview Online](#)

GEHL 318 Finger Wheel V-Rakes

GEHL 320 Finger Wheel V-Rakes

Manual Covers:

Warranty

Introduction

Specifications

Check Lists

Safety

Operation

Adjustments

Maintenance and Service

Set-up and Assembly

Decal Locations

Service Parts and Numerical Index

Index

Standard Hardware Torque

This manual can be used by anyone from a first time owner/amateur to a professional technician. Even the most novice mechanic can also easily follow the step-by-step guides which are made simple by the illustrations and drawings. Keep this manual handy and use it often.

Performing routine, preventive maintenance will save you time & money by helping to prevent premature failure and unnecessary repairs.

You will receive a download link immediately after your payment is completed. So please make sure your email address is correct.

File Format: `data-filtered="filtered">`Compatible: All Versions of Windows &

`data-filtered="filtered">`Language: English



Thank you very much
for your reading.
Please click here
to get more information.