

# T35100

S/N 366611001  
& above

# T35100L

S/N 366311001  
& above

# T35100SL

S/N 366211001  
& above

# T35120L

S/N 362711001 & above  
S/N 363711001 & above

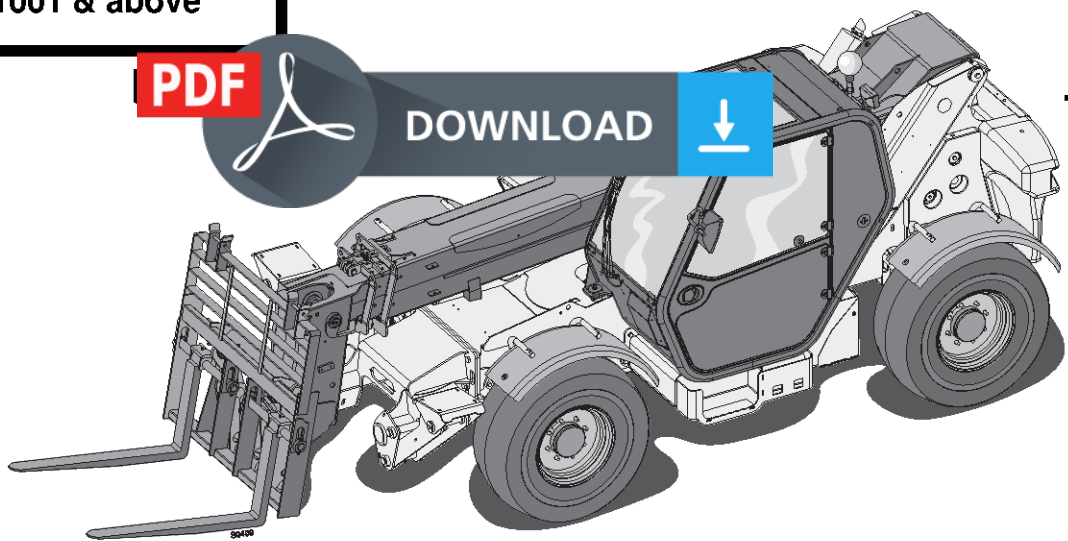
# T35120SL

S/N 362611001 & above  
S/N 363811001 & above



# Bobcat®

## SERVICE MANUAL





**Bobcat®**

# MAINTENANCE SAFETY



## WARNING

Instructions are necessary before operating or servicing machine. Read and understand the Operation & Maintenance Manual, Operator's Handbook and signs (decals) on machine. Follow warnings and instructions in the manuals when making repairs, adjustments or servicing. Check for correct function after adjustments, repairs or service. Untrained operators and failure to follow instructions can cause injury or death.

W-2003-0903

### CORRECT




B-10731a

- ⚠ Never service the Bobcat Telescopic Handler without instructions.



**Safety Alert Symbol:** This symbol with a warning statement, means: "Warning, be alert! Your safety is involved!" Carefully read the message that follows.


### CORRECT



B-16082

- ⚠ Cleaning and maintenance are required daily.


### WRONG



B-16080

- ⚠ Disconnecting or loosening any hydraulic tubeline, hose, fitting, component or a part failure can cause boom to drop. Do not go under boom when raised unless supported by an approved boom stop. Replace if damaged.


### WRONG



B-16079

- ⚠ Never work on Telescopic Handler with boom up unless boom is held by an approved boom stop. Replace if damaged.
- ⚠ Never modify equipment or add attachments not approved by Bobcat Company.


### WRONG



B-16081

- ⚠ Have good ventilation when welding or grinding painted parts.
- ⚠ Wear dust mask when grinding painted parts. Toxic dust and gas can be produced.
- ⚠ Avoid exhaust fume leaks which can kill without warning. Exhaust system must be tightly sealed.

### WRONG



B-16078

- ⚠ Keep body, jewelry and clothing away from moving parts, electrical contact, hot parts and exhaust.
- ⚠ Wear eye protection to guard from battery acid, compressed springs, fluids under pressure and flying debris when engines are running or tools are used. Use eye protection approved for type of welding.

### WRONG



B-6589

- ⚠ Lead-acid batteries produce flammable and explosive gases.
- ⚠ Keep arcs, sparks, flames and lighted tobacco away from batteries.
- ⚠ Batteries contain acid which burns eyes or skin on contact. Wear protective clothing. If acid contacts body, flush well with water. For eye contact flush well and get immediate medical attention.

Maintenance procedures which are given in the Operation & Maintenance Manual can be performed by the owner/operator without any specific technical training. Maintenance procedures which are **not** in the Operation & Maintenance Manual must be performed **ONLY BY QUALIFIED BOBCAT SERVICE PERSONNEL**. Always use genuine Bobcat replacement parts.

MSW12-0805



**Bobcat®**

Dealer Copy -- Not for Resale

## ALPHABETICAL INDEX

ACCUMULATOR.....	20-210	ELECTRICAL SYSTEM INFORMATION .....	60-10
AIR CLEANER .....	70-40	ENGINE AND ENGINE MOUNTS.....	70-60
AIR CLEANER SERVICE .....	10-60	ENGINE COMPONENTS AND TESTING.....	70-70
AIR CONDITIONING SERVICE .....	80-90	ENGINE COOLING SYSTEM.....	10-70
AIR CONDITIONING SYSTEM FLOW .....	80-10	ENGINE COVER.....	10-160
ALTERNATOR.....	60-30	ENGINE COVER.....	50-70
OPTIONAL APPROVED BOOM STOP .....	10-150	ENGINE/HYDROSTAT ASSEMBLY.....	70-80
AXLE AND DIFFERENTIAL (FRONT) (For S/N 362611001 - 362612000, S/N 363811001 - 363812000, S/N 362711001 - 362712000, S/N 363711001 - 363712000) .....	40-20	ENGINE LUBRICATION SYSTEM.....	10-90
AXLE AND DIFFERENTIAL (FRONT) (For S/N 366211001 and Above, S/N 366311001 and Above, S/N 366611001 and Above, S/N 362612001 and Above, S/N 363812001 and Above, S/N 362712001 and Above, S/N 363712001 and Above).....	40-22	ENGINE SPECIFICATIONS.....	SPEC-20
AXLE AND DIFFERENTIAL (REAR) (For S/N 362611001 - 362612000, S/N 363811001 - 363812000, S/N 362711001 - 362712000, S/N 363711001 - 363712000) .....	40-21	ENGINE SPEED CONTROL.....	70-20
AXLE AND DIFFERENTIAL (REAR) (For S/N 366211001 and Above, S/N 366311001 and Above, S/N 366611001 and Above, S/N 362612001 and Above, S/N 363812001 and Above, S/N 362712001 and Above, S/N 363712001 and Above).....	40-23	ENGINE TIMING .....	70-71
AXLE PIVOT FRAME (Only For S/N 362611001 - 362612000, S/N 362711001 - 362712000).....	40-31	END BOOM.....	50-40
AXLE TOE-IN (For S/N 362611001 - 362612000, S/N 363811001 - 363812000, S/N 362711001 - 362712000, S/N 363711001 - 363712000) .....	40-40	EVAPORATOR/BLOWER UNIT .....	80-150
AXLE TOE-IN (For S/N 366211001 and Above, S/N 366311001 and Above, S/N 366611001 and Above, S/N 362612001 and Above, S/N 363812001 and Above, S/N 362712001 and Above, S/N 363712001 and Above) .....	40-41	EXPANSION VALVE .....	80-160
AXLES (FRONT AND REAR) (For S/N 362611001 - 362612000, S/N 363811001 - 363812000, S/N 362711001 - 362712000, S/N 363711001 - 363712000) .	10-110	EXTENSION CYLINDER .....	20-40
AXLES (FRONT AND REAR) (For S/N 366211001 and Above, S/N 366311001 and Above, S/N 366611001 and Above, S/N 362612001 and Above, S/N 363812001 and Above, S/N 362712001 and Above, S/N 363712001 and Above).....	10-111	FAN MOTOR.....	20-140
BASIC TROUBLESHOOTING .....	80-50	FENDER .....	50-120
BATTERY .....	60-20	FLOW CONTROL VALVE .....	20-172
FIXED BOOM.....	50-30	FLYWHEEL AND HOUSING .....	70-90
BOOM TRAY .....	50-160	FRAME LEVELING CYLINDER .....	20-100
BRAKE LIGHT SWITCH .....	60-100	FRONT AXLE (For S/N 362611001 - 362612000, S/N 363811001 - 363812000, S/N 362711001 - 362712000, S/N 363711001 - 363712000).....	40-30
BRAKE VALVE .....	20-120	FRONT AXLE (For S/N 366211001 and Above, S/N 366311001 and Above, S/N 366611001 and Above, S/N 362612001 and Above, S/N 363812001 and Above, S/N 362712001 and Above, S/N 363712001 and Above) .....	40-32
BUCKET POSITIONING CYLINDER.....	20-30	FRONT WIPER MOTOR.....	60-110
COMPONENTS .....	80-20	FUEL SYSTEM .....	10-80
COMPRESSOR .....	80-110	FUEL TANK.....	50-80
CONDENSER .....	80-120	GEAR PUMP.....	20-130
CONVERSIONS.....	SPEC-70	GENERAL AIR CONDITIONING SERVICE GUIDELINES.....	80-60
CHAIN CHECKING AND ADJUSTING PROCEDURE.....	10-160	HEATER ASSEMBLY.....	80-170
CHAIN CHECKING AND ADJUSTING PROCEDURE.....	50-170	HYDRAULIC CONNECTION SPECIFICATIONSSPEC.....	50
DASH COVER/STEERING COLUMN COVER.....	50-130	HYDRAULIC CONTROL VALVE.....	20-170
DRIVE BOX (For S/N 362611001 - 362612000, S/N 362711001 - 362712000) .....	20-70	HYDRAULIC/HYDROSTATIC FLUID SPECIFICATIONSSPEC.....	60
DRIVE BOX (For S/N 366211001 and Above, S/N 366311001 and Above, S/N 366611001 and Above, S/N 362612001 and Above, S/N 363812001 and Above, S/N 362712001 and Above, S/N 363712001 and Above) .....	20-71	HYDRAULIC/HYDROSTATIC SYSTEM .....	10-100
DRIVESHAFT .....	40-01	HYDRAULIC RESERVOIR .....	20-150
		HYDRAULIC SYSTEM INFORMATION.....	20-10
		HYDROSTATIC DRIVE MOTOR.....	30-30
		HYDROSTATIC PUMP.....	30-40
		HYDROSTATIC SYSTEM INFORMATION .....	30-10
		INCHING SWITCH.....	60-150
		INSTRUMENT PANEL .....	60-80
		INTERMEDIATE BOOM.....	50-150



Thank you very much  
for your reading.  
Please click here  
to get more information.