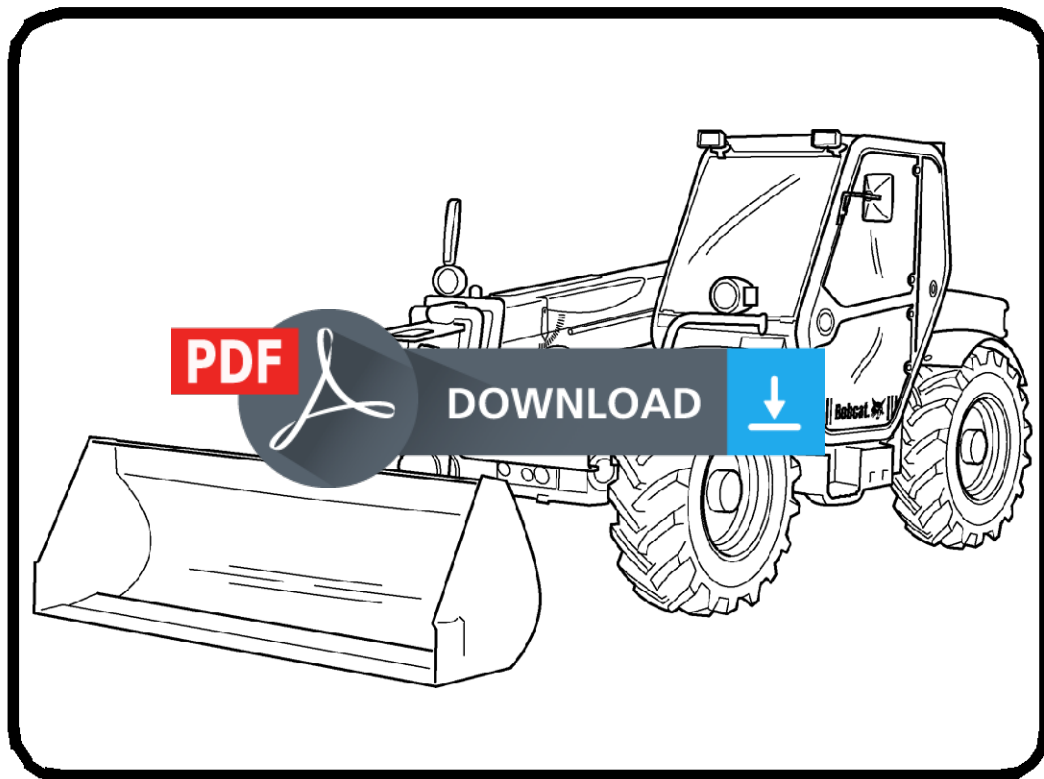




Bobcat®

Service Manual ***T35100, T35100S, T35100L,*** ***T35100SL, T35120L, T35120SL*** ***Telescopic Handler***

T35100: S/N A8HD11001 & Above
T35100L: S/N A8GW11001 & Above
T35100SL: S/N A8GT11001 & Above
T35120L: S/N A8GV11001 & Above
T35120SL: S/N A8GJ11001 & Above



Dealer Copy -- Not for Resale

***EQUIPPED WITH
BOBCAT INTERLOCK
CONTROL SYSTEM (BICS)***



MAINTENANCE SAFETY



WARNING

Instructions are necessary before operating or servicing machine. Read and understand the Operation & Maintenance Manual, Operator's Handbook and signs (decals) on machine. Follow warnings and instructions in the manuals when making repairs, adjustments or servicing. Check for correct function after adjustments, repairs or service. Untrained operators and failure to follow instructions can cause injury or death.

W-2003-0807

CORRECT




P-90216

- ⚠ Never service the Bobcat Telescopic Handler without instructions.



Safety Alert Symbol: This symbol with a warning statement, means: "Warning, be alert! Your safety is involved!" Carefully read the message that follows.


CORRECT



B-16082

- ⚠ Cleaning and maintenance are required daily.


WRONG



B-16080

- ⚠ Disconnecting or loosening any hydraulic tubeline, hose, fitting, component or a part failure can cause boom to drop. Do not go under boom when raised unless supported by an approved boom stop. Replace if damaged.


WRONG



B-16079

- ⚠ Never work on Telescopic Handler with boom up unless boom is held by an approved boom stop. Replace if damaged.
- ⚠ Never modify equipment or add attachments not approved by Bobcat Company.


WRONG



B-16081

- ⚠ Have good ventilation when welding or grinding painted parts.
- ⚠ Wear dust mask when grinding painted parts. Toxic dust and gas can be produced.
- ⚠ Avoid exhaust fume leaks which can kill without warning. Exhaust system must be tightly sealed.

WRONG



B-16078

- ⚠ Keep body, jewelry and clothing away from moving parts, electrical contact, hot parts and exhaust.
- ⚠ Wear eye protection to guard from battery acid, compressed springs, fluids under pressure and flying debris when engines are running or tools are used. Use eye protection approved for type of welding.

WRONG



B-6589

- ⚠ Lead-acid batteries produce flammable and explosive gases.
- ⚠ Keep arcs, sparks, flames and lighted tobacco away from batteries.
- ⚠ Batteries contain acid which burns eyes or skin on contact. Wear protective clothing. If acid contacts body, flush well with water. For eye contact flush well and get immediate medical attention.

Maintenance procedures which are given in the Operation & Maintenance Manual can be performed by the owner/operator without any specific technical training. Maintenance procedures which are **not** in the Operation & Maintenance Manual must be performed **ONLY BY QUALIFIED BOBCAT SERVICE PERSONNEL**. Always use genuine Bobcat replacement parts.

MSW12-0409

Dealer Copy -- Not for Resale



Bobcat®

ALPHABETICAL INDEX

ACCUMULATOR	20-210-1	ENGINE COVER	10-170-1, 50-70-1
AIR CLEANER	70-40-1	ENGINE / HYDROSTAT ASSEMBLY	70-80-1
AIR CLEANER SERVICE	10-60-1	ENGINE LUBRICATION SYSTEM	10-90-1
AIR CONDITIONING SERVICE	80-90-1	ENGINE SPECIFICATIONS	SPEC-20-1
AIR CONDITIONING SYSTEM FLOW	80-10-1	ENGINE SPEED CONTROL	70-20-1
AIR INTAKE COWLING	50-71-1	ENGINE TIMING	70-71-1
ALTERNATOR	60-30-1	EVAPORATOR/BLOWER UNIT (S/N A8HD12999 & BELOW, S/N A8GW12999 & BELOW, S/N A8GT12999 & BELOW, S/N A8GV12999 & BELOW, S/N A8GJ12999 & BELOW)	80-150-1
APPROVED BOOM STOP (OPTIONAL)	10-160-1	EVAPORATOR/BLOWER/HEATER UNIT (S/N A8HD13000 & ABOVE, A8GW13000 & ABOVE, A8GT13000 & ABOVE, A8GV13000 & ABOVE, A8GJ13000 & ABOVE)	80-151-1
ATTACHMENT FRAME	10-130-1	EXPANSION VALVE (S/N A8HD12999 & BELOW, A8GW12999 & BELOW, A8GT12999 & BELOW, A8GV12999 & BELOW, A8GJ12999 & BELOW)	80-160-1
AXLE AND DIFFERENTIAL (FRONT)	40-20-1	EXPANSION VALVE (S/N A8HD13000 & ABOVE, A8GW13000 & ABOVE, A8GT13000 & ABOVE, A8GV13000 & ABOVE, A8GJ13000 & ABOVE)	80-161-1
AXLE AND DIFFERENTIAL (REAR)	40-21-1	EXTENSION CYLINDER	20-40-1
AXLES (FRONT AND REAR)	10-110-1		
AXLE TOE-IN	40-40-1		
BASIC TROUBLESHOOTING	80-50-1	FAN MOTOR	20-140-1
BATTERY	60-20-1	FENDER	50-110-1
BOOM TRAY	50-160-1	FIXED BOOM	50-30-1
BRAKE LIGHT SWITCH	60-90-1	FLOW CONTROL VALVE	20-172-1
BRAKE VALVE	20-120-1	FLYWHEEL AND HOUSING	70-90-1
BUCKET POSITIONING CYLINDER	20-30-1	FRAME LEVELING CYLINDER	20-100-1
		FRAME LEVEL SPEED SWITCH	60-160-1
		FRONT AXLE	40-30-1
		FRONT WIPER MOTOR	60-100-1
		FUEL SYSTEM	10-80-1
		FUEL TANK	50-80-1
CHAIN CHECKING AND ADJUSTING PROCEDURE	10-180-1, 50-170-1	GEAR PUMP	20-130-1
COMPONENTS	80-20-1	GENERAL AIR CONDITIONING SERVICE GUIDELINES	80-60-1
COMPRESSOR	80-110-1		
CONDENSER (S/N A8HD12999 & BELOW, A8GW12999 & BELOW, A8GT12999 & BELOW, A8GV12999 & BELOW, A8GJ12999 & BELOW)	80-120-1	HEATER ASSEMBLY	80-170-1
CONDENSER (S/N A8HD13000 & ABOVE, A8GW13000 & ABOVE, A8GT13000 & ABOVE, A8GV13000 & ABOVE, A8GJ13000 & ABOVE)	80-121-1	HYDRAULIC CONNECTION SPECIFICATIONS	SPEC-50-1
CONVERSIONS	SPEC-70-1	HYDRAULIC CONTROL VALVE	20-170-1
		HYDRAULIC/HYDROSTATIC SYSTEM	10-100-1
		HYDRAULIC RESERVOIR	20-150-1
		HYDRAULIC SYSTEM INFORMATION	20-10-1
		HYDROSTATIC DRIVE MOTOR	30-30-1
		HYDROSTATIC PUMP	30-40-1
		HYDROSTATIC SYSTEM INFORMATION	30-10-1
DASH COVER / STEERING COLUMN COVER (S/N A8HD12999 & BELOW, S/N A8GW12999 & BELOW, S/N A8GT12999 & BELOW, S/N A8GV12999 & BELOW, S/N A8GJ12999 & BELOW)	50-130-1	INCHING SWITCH	60-140-1
DASH COVER / STEERING COLUMN COVER (S/N A8HD13000 & ABOVE, S/N A8GW13000 & ABOVE, S/N A8GT13000 & ABOVE, S/N A8GV13000 & ABOVE, S/N A8GJ13000 & ABOVE)	50-131-1	INSTRUMENT PANEL	60-70-1
DRIVE BOX	20-70-1	INTERMEDIATE BOOM	50-150-1
DRIVESHAFT	40-70-1		
ELECTRICAL SYSTEM INFORMATION (S/N A8HD12999 & BELOW, S/N A8GW12999 & BELOW, S/N A8GT12999 & BELOW, S/N A8GV12999 & BELOW, S/N A8GJ12999 & BELOW)	60-10-1		
ELECTRICAL SYSTEM INFORMATION (S/N A8HD13000 & ABOVE, S/N A8GW13000 & ABOVE, S/N A8GT13000 & ABOVE, S/N A8GV13000 & ABOVE, S/N A8GJ13000 & ABOVE)	60-11-1		
END BOOM	50-40-1		
ENGINE AND ENGINE MOUNTS	70-60-1		
ENGINE COMPONENTS AND TESTING	70-70-1		
ENGINE COOLING SYSTEM	10-70-1		

Dealer Copy -- Not for Resale



Thank you very much
for your reading.
Please click here
to get more information.