


NEW HOLLAND

TB100

TB110

TB120



87039953 10/03  
82987580



NEW HOLLAND

# OPERATOR'S MANUAL

---

# TO THE OWNER

This manual contains information concerning the adjustment and maintenance of your New Holland Model TB100, TB110 and TB120 tractor. You have purchased a dependable machine, but only by proper care and operation can you expect to receive the performance and long service built into this mower-conditioner. Please have all operators read this manual carefully and keep it available for ready reference.

Your New Holland dealer will instruct you in the general operation of your tractor. (Refer to the "Delivery Report" at the back of this manual.) Your dealer's staff of factory-trained service technicians will be glad to answer any questions that may arise regarding the operation of your tractor.

Your New Holland dealer carries a complete line of genuine New Holland service parts. These parts are manufactured and carefully inspected to insure high quality and accurate fitting of any necessary replacement parts. Be prepared to give your dealer the model and serial number of the tractor, when ordering parts. Locate these numbers now and record them below. Refer to page 0-10 of this manual for the location of the model and serial numbers of your tractor.

Model \_\_\_\_\_

Serial Number \_\_\_\_\_



---

 **CAUTION** 

**This safety alert symbol indicates important safety messages in this manual. When you see this symbol, carefully read the message that follows and be alert to the possibility of personal injury or death.**

---

---

 **CAUTION** 

**Pictures in this manual may show protective shielding open or removed to better illustrate a particular feature or adjustment.**

**Be certain, however, to close or replace all shielding before operating the machine.**

---

## IMPROVEMENTS

New Holland North America, Inc. is continually striving to improve its products. We reserve the right to make improvements or changes when it becomes practical and possible to do so, without incurring any obligation to make changes or additions to the equipment sold previously.

---

# CONTENTS

SAFETY .....	0-7
CONTROL, INSTRUMENTS AND OPERATION .....	1-1
LUBRICATION AND MAINTENANCE .....	2-1
SPECIFICATIONS .....	3-1
INDEX .....	3-21
PRE-DELIVERY SERVICE .....	3-23



Thank you very much  
for your reading.  
Please click here  
to get more information.