

John Deere 9100, 9200, 9300, 9400, 9120, 9220, 9320, 9420, 9520, 9620 Tractors
Repair Technical Manual (TM1623)

John Deere Construction and Forestry

**9100, 9200, 9300, 9400, 9120, 9220, 9320, 9420,
9520 and 9620 Tractors Repair**

REPAIR MANUAL

**4WD Articulated models 9120, 9220, 9320, 9420,
9520, 9620**

PDF



DOWNLOAD



John Deere 9100, 9200, 9300, 9400, 9120, 9220, 9320, 9420, 9520, 9620 Tractors Repair Technical Manual (TM1623)

Download Technical Manual For John Deere 9100, 9200, 9300, 9400, 9120, 9220, 9320, 9420, 9520 and 9620 Tractors Repair.

Publication No. TM1623, September 2010

This Technical Manual offers all the Service and Repair Information for John Deere 9100, 9200, 9300, 9400, 9120, 9220, 9320, 9420, 9520 and 9620 Tractors. With this in-depth & highly detailed manual you will be able to work on your vehicle with the absolute best resources available, which will not only save you money in repair bills but will also help you to look after your business. The information on this manual covered everything you need to know when you want to repair or service on John Deere 9100, 9200, 9300, 9400, 9120, 9220, 9320, 9420, 9520 and 9620 Tractors.

Models Covered:

John Deere 9100, 9200, 9300, 9400, 9120, 9220, 9320, 9420, 9520 and 9620 Tractors

This manual is INSTANT DOWNLOAD. It means no shipping cost or waiting for getting a CD package for several days. you will receive this manual today via instant download on completion of payment via our secure payment processor.

Manual Contents:

FOREWORD

NOTICE TO THE DEALER

DEALER PREDELIVERY INFORMATION FORM

Section 10    GENERAL INFORMATION

Group 05    Safety

Group 10    General Information

Section 20    ENGINE

Group 00    Component Removal and Installation

Group 05    Engine Repair

Section 30    FUEL, AIR, AND COOLING SYSTEMS




Group 05    Diesel Fuel System

Group 10    Air Intake and Exhaust Systems

Group 15    Engine Cooling System

Group 20    Oil Coolers

Section 40    ELECTRICAL

Group 05    Connectors




Group 10    Wiring Harness Routings

Group 15    Charging Circuit

Group 20    Starting Circuit

Group 25    Relays, Fuses, Solenoids, and Switches

Group 30    Monitoring Systems and Sensors

Group 35    Armrest Control

Group 40    Implement and Accessory Connectors



Thank you very much
for your reading.
Please click here
to get more information.