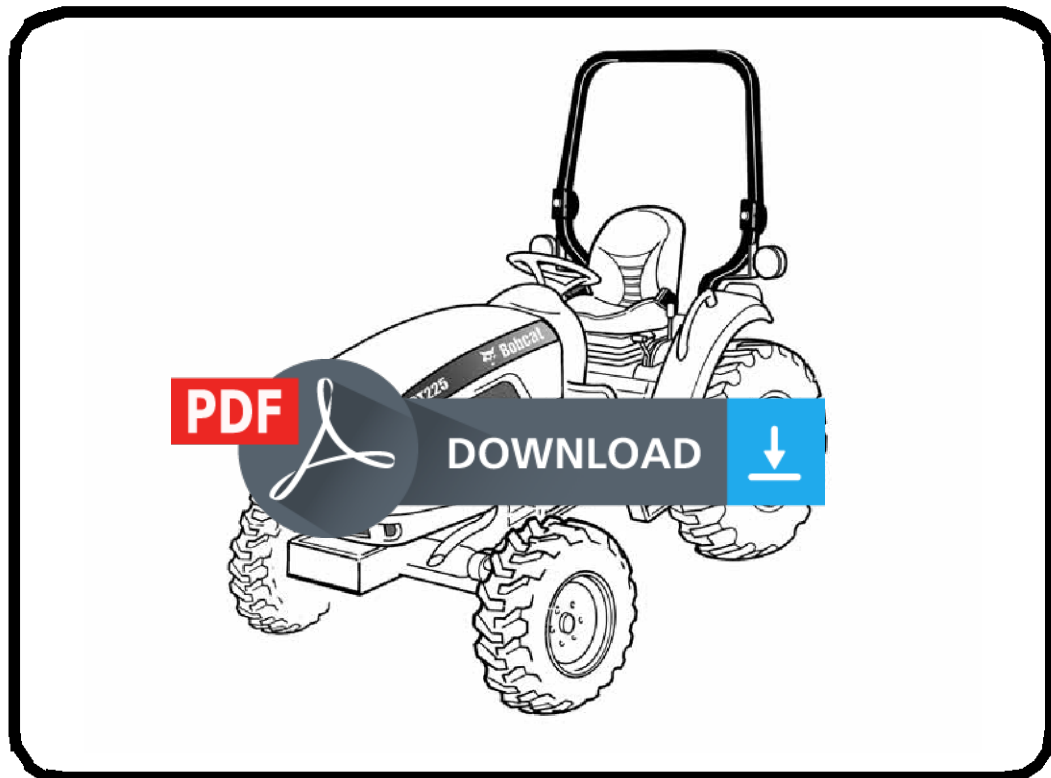




Bobcat®

Service Manual CT225, CT230 & CT235 Compact Tractor

S/N ABFJ11001 & Above
S/N ABFP11001 & Above
S/N A9JY11001 & Above



Dealer Copy -- Not for Resale



MAINTENANCE SAFETY




WARNING

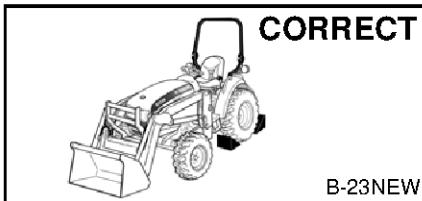
Instructions are necessary before operating or servicing machine. Read and understand the Operation & Maintenance Manual, Operator's Handbook and signs (decals) on machine. Follow warnings and instructions in the manuals when making repairs, adjustments or servicing. Check for correct function after adjustments, repairs or service. Untrained operators and failure to follow instructions can cause injury or death. W-2003-0807




Safety Alert Symbol: This symbol with a warning statement, means: "Warning, be alert! Your safety is involved!" Carefully read the message that follows.




⚠ Never service the machine without instructions.



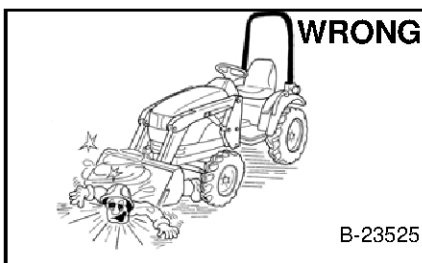
⚠ Before exiting machine, engage parking brake. Chock wheels before servicing




⚠ Cleaning and maintenance are required daily.




⚠ Have good ventilation when welding or grinding painted parts.
 ⚠ Wear dust mask when grinding painted parts. Toxic dust and gas can be produced.
 ⚠ Avoid exhaust fume leaks which can kill without warning. Exhaust system must be tightly sealed.



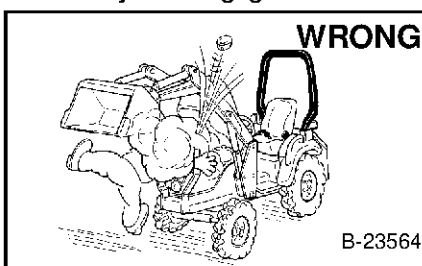
⚠ Disconnecting or loosening any hydraulic tubeline, hose, fitting, component or a part failure can cause loader arms to drop.
 ⚠ Lower loader arms, attachments, and implements (if equipped) before servicing.
 ⚠ DO NOT service the compact tractor or implement with the PTO system engaged.




⚠ Never start the machine if not properly seated in the operator's seat.
 ⚠ Never work on the machine with loader arms raised.
 ⚠ Never modify equipment or add attachments not approved by Bobcat Company.



⚠ Stop, cool and clean engine of flammable materials before checking fluids.
 ⚠ Never service or adjust machine with the engine running unless instructed to do so in the manual.
 ⚠ Avoid contact with leaking hydraulic fluid or diesel fuel under pressure. It can penetrate the skin or eyes.
 ⚠ Never fill fuel tank with engine running, while smoking or when near open flame.



⚠ Keep body, jewelry and clothing away from moving parts, electrical contact, hot parts and exhaust.
 ⚠ Wear eye protection to guard from battery acid, compressed springs, fluids under pressure and flying debris when engines are running or tools are used. Use eye protection approved for type of welding.
 ⚠ Keep engine cover and side access panels closed except for service.



⚠ Lead-acid batteries produce flammable and explosive gases.
 ⚠ Keep arcs, sparks, flames and lighted tobacco away from batteries.
 ⚠ Batteries contain acid which burns eyes or skin on contact. Wear protective clothing. If acid contacts body, flush well with water. For eye contact, flush well and get immediate medical attention.

Maintenance procedures which are given in the Operation & Maintenance Manual can be performed by the owner/operator without any specific technical training. Maintenance procedures which are **not** in the Operation & Maintenance Manual must be performed **ONLY BY QUALIFIED BOBCAT SERVICE PERSONNEL**. Always use genuine Bobcat replacement parts.

MSW32-0409

Dealer Copy -- Not for Resale



Bobcat®

ALPHABETICAL INDEX

AIR CLEANER	70-01	HYDRAULIC FILTER.....	20-01
AIR CLEANER SERVICE	10-01	HYDRAULIC FLUID	SPEC-01
ALTERNATOR	60-01	HYDRAULIC PUMP	20-01
ALTERNATOR BELT	10-01	HYDRAULIC SYSTEM INFORMATION	20-01
AUXILIARY CONTROL VALVE	20-01	HYDRAULIC /HYDROSTATIC/ TRANSMISSION SYSTEM	10-01
AXLE AND DIFFERENTIAL	40-01	HYDROSTATIC PUMP	30-01
AXLE CASE	40-01	HYDROSTATIC PUMP TESTING	30-01
AXLE TOE IN	10-01	HYDROSTATIC SYSTEM INFORMATION	30-01
BATTERY.....	60-01	HYDROSTATIC TRANSMISSION CASE	50-01
BRAKE CASE	40-01	HOOD LIGHTS.....	60-01
BRAKE PEDAL ASSEMBLY.....	40-01	HORN	60-01
BRAKE SYSTEM	10-01	INSTRUMENT PANEL.....	60-01
CAMSHAFT AND TIMING GEARS.....	70-01	LUBRICATING THE COMPACT TRACTOR	10-01
CLUTCH ASSEMBLY	70-01	LUBRICATION SYSTEM.....	70-01
CLUTCH HOUSING.....	70-01	MAIN RELIEF VALVE	20-01
CLUTCH SYSTEM	10-01	MID PTO CONTROL	50-01
COMPACT TRACTOR STORAGE AND RETURN TO SERVICE	10-01	MLS VALVE	20-01
CONSOLE COVER	50-01	OIL COOLER.....	20-01
CONVERSIONS	SPEC-01	OPERATOR SEAT.....	50-01
CRANKSHAFT AND PISTONS	70-01	PARKING BRAKE SYSTEM.....	10-01
CRUISE CONTROL	60-01	PIVOT PINS	10-01
CYLINDER HEAD.....	70-01	PTO SAFETY SHIELD	50-01
DRIVE SHAFT	50-01	PTO SWITCHES	60-01
DRAW BAR.....	50-01	REAR LIGHTS.....	60-01
DRAW BAR ASSEMBLY	50-01	REAR PTO CONTROL.....	50-01
ELECTRICAL SYSTEM INFORMATION	60-01	RIGHT JOYSTICK (IF EQUIPPED).....	20-01
ENGINE COOLING SYSTEM.....	10-01, 70-01	RIGHT JOYSTICK VALVE (IF EQUIPPED).....	20-01
ENGINE COVER	10-01, 50-01	ROPS	50-01
ENGINE INFORMATION	70-01	ROCK SHAFT	20-01
ENGINE LUBRICATION SYSTEM.....	10-01	SAFETY INTERLOCK SYSTEM - NEUTRAL START	10-01
ENGINE SIDE COVER	50-01	SAFETY INTERLOCK SYSTEM - OPERATING.....	10-01
ENGINE SPEED CONTROL	70-01	SEAT BELT.....	10-01
FAN.....	70-01	SEAT SENSOR	60-01
FENDER	50-01	SEPERATING THE TRACTOR	40-01
FENDER ASSEMBLY	50-01	SERVICE BRAKE	40-01
FIREWALL	50-01	SERVICE SCHEDULE	10-01
FLOOR PLATE.....	50-01	SPARK ARRESTOR MUFFLER.....	10-01, 70-01
FLOORMAT	50-01	SPECIFICATIONS.....	SPEC-01
FLYWHEEL AND HOUSING.....	70-01	SPLASH BOARD.....	50-01
FUEL, COOLANT AND LUBRICANTS (ALL MODELS).....	SPEC-01	STARTER.....	60-01
FUEL LEVEL SENDER.....	60-01		
FUEL SYSTEM.....	10-01, 70-01		
FUEL TANK.....	50-01		
FRONT AXLE	10-01, 40-01		

Dealer Copy -- Not for Resale

Continued On Next Page



Thank you very much
for your reading.
Please click here
to get more information.