

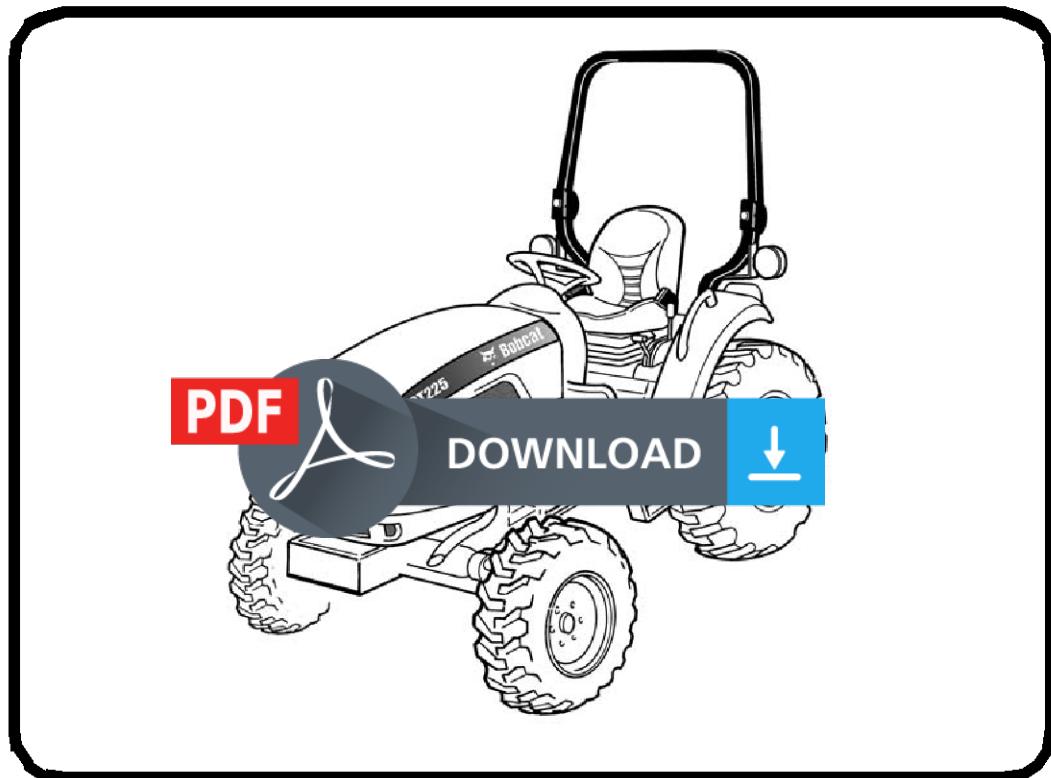


Bobcat®


Service Manual

CT225 & CT230 Compact Tractor

S/N A59B11001 & Above
S/N A59C11001 & Above



Dealer Copy -- Not for Resale



MAINTENANCE SAFETY




WARNING

Instructions are necessary before operating or servicing machine. Read and understand the Operation & Maintenance Manual, Operator's Handbook and signs (decals) on machine. Follow warnings and instructions in the manuals when making repairs, adjustments or servicing. Check for correct function after adjustments, repairs or service. Untrained operators and failure to follow instructions can cause injury or death.

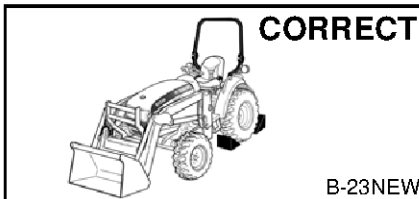
W-2003-0807




Safety Alert Symbol: This symbol with a warning statement, means: "Warning, be alert! Your safety is involved!" Carefully read the message that follows.



⚠ Never service the machine without instructions.



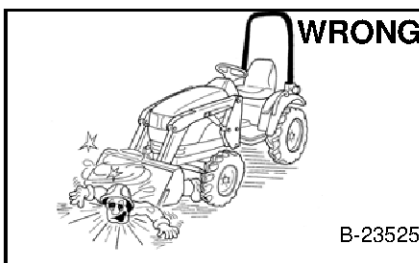
⚠ Before exiting machine, engage parking brake. Chock wheels before servicing




⚠ Cleaning and maintenance are required daily.




⚠ Have good ventilation when welding or grinding painted parts.
 ⚠ Wear dust mask when grinding painted parts. Toxic dust and gas can be produced.
 ⚠ Avoid exhaust fume leaks which can kill without warning. Exhaust system must be tightly sealed.



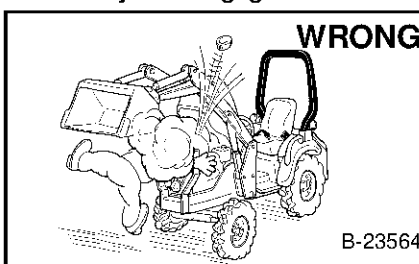
⚠ Disconnecting or loosening any hydraulic tubeline, hose, fitting, component or a part failure can cause loader arms to drop.
 ⚠ Lower loader arms, attachments, and implements (if equipped) before servicing.
 ⚠ DO NOT service the compact tractor or implement with the PTO system engaged.



⚠ Never start the machine if not properly seated in the operator's seat.
 ⚠ Never work on the machine with loader arms raised.
 ⚠ Never modify equipment or add attachments not approved by Bobcat Company.



⚠ Stop, cool and clean engine of flammable materials before checking fluids.
 ⚠ Never service or adjust machine with the engine running unless instructed to do so in the manual.
 ⚠ Avoid contact with leaking hydraulic fluid or diesel fuel under pressure. It can penetrate the skin or eyes.
 ⚠ Never fill fuel tank with engine running, while smoking or when near open flame.



⚠ Keep body, jewelry and clothing away from moving parts, electrical contact, hot parts and exhaust.
 ⚠ Wear eye protection to guard from battery acid, compressed springs, fluids under pressure and flying debris when engines are running or tools are used. Use eye protection approved for type of welding.
 ⚠ Keep engine cover and side access panels closed except for service.



⚠ Lead-acid batteries produce flammable and explosive gases.
 ⚠ Keep arcs, sparks, flames and lighted tobacco away from batteries.
 ⚠ Batteries contain acid which burns eyes or skin on contact. Wear protective clothing. If acid contacts body, flush well with water. For eye contact, flush well and get immediate medical attention.

Maintenance procedures which are given in the Operation & Maintenance Manual can be performed by the owner/operator without any specific technical training. Maintenance procedures which are **not** in the Operation & Maintenance Manual must be performed **ONLY BY QUALIFIED BOBCAT SERVICE PERSONNEL**. Always use genuine Bobcat replacement parts.

MSW32-0409

Dealer Copy -- Not for Resale



Bobcat®

ALPHABETICAL INDEX

<p>AIR CLEANER 70-01</p> <p>AIR CLEANER SERVICE 10-01</p> <p>ALTERNATOR 60-01</p> <p>ALTERNATOR BELT 10-01</p> <p>AUXILIARY CONTROL VALVE 20-01</p> <p>AXLE AND DIFFERENTIAL 40-01</p> <p>AXLE CASE 40-01</p> <p>AXLE TOE IN 10-01</p> <p>BATTERY 60-01</p> <p>BRAKE CASE 40-01</p> <p>BRAKE PEDAL ASSEMBLY 40-01</p> <p>BRAKE SYSTEM 10-01</p> <p>CAMSHAFT AND TIMING GEARS 70-01</p> <p>CLUTCH ASSEMBLY 70-01</p> <p>CLUTCH HOUSING 70-01</p> <p>CLUTCH SYSTEM 10-01</p> <p>COMPACT TRACTOR STORAGE AND RETURN TO SERVICE 10-01</p> <p>CONSOLE COVER 50-01</p> <p>CONVERSIONS SPEC-01</p> <p>CRANKSHAFT AND PISTONS 70-01</p> <p>CRUISE CONTROL 60-01</p> <p>CYLINDER HEAD 70-01</p> <p>DRIVE SHAFT 50-01</p> <p>DRAW BAR 50-01</p> <p>DRAW BAR ASSEMBLY 50-01</p> <p>ELECTRICAL SYSTEM INFORMATION 60-01</p> <p>ENGINE COOLING SYSTEM 10-01, 70-01</p> <p>ENGINE COVER 10-01, 50-01</p> <p>ENGINE INFORMATION 70-01</p> <p>ENGINE LUBRICATION SYSTEM 10-01</p> <p>ENGINE SIDE COVER 50-01</p> <p>ENGINE SPEED CONTROL 70-01</p> <p>FAN 70-01</p> <p>FENDER 50-01</p> <p>FENDER ASSEMBLY 50-01</p> <p>FIREWALL 50-01</p> <p>FLOOR PLATE 50-01</p> <p>FLOORMAT 50-01</p> <p>FLYWHEEL AND HOUSING 70-01</p> <p>FUEL, COOLANT AND LUBRICANTS (ALL MODELS) SPEC-01</p> <p>FUEL LEVEL SENDER 60-01</p> <p>FUEL SYSTEM 10-01, 70-01</p> <p>FUEL TANK 50-01</p> <p>FRONT AXLE 10-01, 40-01</p> <p>HYDRAULIC FILTER 20-01</p> <p>HYDRAULIC FLUID SPEC-01</p>	<p>HYDRAULIC PUMP 20-01</p> <p>HYDRAULIC SYSTEM INFORMATION 20-01</p> <p>HYDRAULIC /HYDROSTATIC/ TRANSMISSION SYSTEM 10-01</p> <p>HYDROSTATIC PUMP 30-01</p> <p>HYDROSTATIC PUMP TESTING 30-01</p> <p>HYDROSTATIC SYSTEM INFORMATION 30-01</p> <p>HYDROSTATIC TRANSMISSION CASE 50-01</p> <p>HOOD LIGHTS 60-01</p> <p>HORN 60-01</p> <p>INSTRUMENT PANEL 60-01</p> <p>LUBRICATING THE COMPACT TRACTOR 10-01</p> <p>LUBRICATION SYSTEM 70-01</p> <p>MAIN RELIEF VALVE 20-01</p> <p>MID PTO CONTROL 50-01</p> <p>MLS VALVE 20-01</p> <p>OIL COOLER 20-01</p> <p>OPERATOR SEAT 50-01</p> <p>PARKING BRAKE SYSTEM 10-01</p> <p>PIVOT PINS 10-01</p> <p>PTO SAFETY SHIELD 50-01</p> <p>PTO SWITCHES 60-01</p> <p>REAR LIGHTS 60-01</p> <p>REAR PTO CONTROL 50-01</p> <p>RIGHT JOYSTICK (IF EQUIPPED) 20-01</p> <p>RIGHT JOYSTICK VALVE (IF EQUIPPED) 20-01</p> <p>ROPS 50-01</p> <p>ROCK SHAFT 20-01</p> <p>SAFETY INTERLOCK SYSTEM - NEUTRAL START 10-01</p> <p>SAFETY INTERLOCK SYSTEM - OPERATING 10-01</p> <p>SEAT BELT 10-01</p> <p>SEAT SENSOR 60-01</p> <p>SEPERATING THE TRACTOR 40-01</p> <p>SERVICE BRAKE 40-01</p> <p>SERVICE SCHEDULE 10-01</p> <p>SPARK ARRESTOR MUFFLER 10-01, 70-01</p> <p>SPECIFICATIONS SPEC-01</p> <p>SPLASH BOARD 50-01</p> <p>STARTER 60-01</p> <p>STEERING AXLE ADJUSTMENT 40-01</p> <p>STEERING CYLINDER 20-01</p> <p>STEERING VALVE 20-01</p> <p>SUPPORTING THE COMPACT TRACTOR ON JACKSTANDS 10-01</p>
--	--

Dealer Copy -- Not for Resale

Continued On Next Page



Thank you very much
for your reading.
Please click here
to get more information.