

**V623**



# Service Manual

S/N 367113001 & Above (with Cab)  
S/N 367213001 & Above (with Cab & Frame Leveling)  
S/N 367411001 & Above (with Canopy & Frame Leveling)  
S/N 367511001 & Above (with Canopy)



Dealer Copy - Not for Resale





# MAINTENANCE SAFETY



## WARNING

Instructions are necessary before operating or servicing machine. Read and understand the Operation & Maintenance Manual, Operator's Handbook and signs (decals) on machine. Follow warnings and instructions in the manuals when making repairs, adjustments or servicing. Check for correct function after adjustments, repairs or service. Untrained operators and failure to follow instructions can cause injury or death.

W-2003-0903

### CORRECT




B-10731a

⚠ Never service the Bobcat VersaHANDLER without instructions.



**Safety Alert Symbol:** This symbol with a warning statement, means: "Warning, be alert! Your safety is involved!" Carefully read the message that follows.


### CORRECT



B-16082

⚠ Cleaning and maintenance are required daily.


### WRONG



B-16080

⚠ Disconnecting or loosening any hydraulic tubeline, hose, fitting, component or a part failure can cause boom to drop. Do not go under boom when raised unless supported by an approved boom stop. Replace if damaged.


### WRONG



B-16079

⚠ Never work on VersaHANDLER with boom up unless boom is held by an approved boom stop. Replace if damaged.  
⚠ Never modify equipment or add attachments not approved by Bobcat Company.


### WRONG



B-16081

⚠ Have good ventilation when welding or grinding painted parts.  
⚠ Wear dust mask when grinding painted parts. Toxic dust and gas can be produced.  
⚠ Avoid exhaust fume leaks which can kill without warning. Exhaust system must be tightly sealed.

### WRONG



B-16078

⚠ Keep body, jewelry and clothing away from moving parts, electrical contact, hot parts and exhaust.  
⚠ Wear eye protection to guard from battery acid, compressed springs, fluids under pressure and flying debris when engines are running or tools are used. Use eye protection approved for type of welding.

### WRONG



B-6589

⚠ Lead-acid batteries produce flammable and explosive gases.  
⚠ Keep arcs, sparks, flames and lighted tobacco away from batteries.  
⚠ Batteries contain acid which burns eyes or skin on contact. Wear protective clothing. If acid contacts body, flush well with water. For eye contact flush well and get immediate medical attention.

Dealer Copy -- Not for Resale

Maintenance procedures which are given in the Operation & Maintenance Manual can be performed by the owner/operator without any specific technical training. Maintenance procedures which are **not** in the Operation & Maintenance Manual must be performed **ONLY BY QUALIFIED BOBCAT SERVICE PERSONNEL**. Always use genuine Bobcat replacement parts.

MSW12-0805



**Bobcat®**

## ALPHABETICAL INDEX

ACCUMULATOR.....	20-01	GEAR PUMP .....	20-01
AIR CLEANER .....	70-01	GENERAL AIR CONDITIONING SERVICE	
AIR CLEANER SERVICE .....	10-01	GUIDELINES.....	80-01
AIR CONDITIONING SERVICE.....	80-01	HEATER ASSEMBLY .....	80-01
AIR CONDITIONING SYSTEM FLOW .....	80-01	HYDRAULIC CONNECTION SPECIFICATION .....	SPEC-01
ALTERNATOR .....	60-01	HYDRAULIC CONTROL VALVE .....	20-01
AXLE AND DIFFERENTIAL (FRONT).....	40-01	HYDRAULIC/HYDROSTATIC FLUID	
AXLE AND DIFFERENTIAL (REAR) .....	40-01	SPECIFICATIONS.....	SPEC-01
AXLE PIVOT FRAME .....	40-01	HYDRAULIC/HYDROSTATIC SYSTEM.....	10-01
AXLE TOE-IN.....	40-01	HYDRAULIC RESERVOIR.....	20-01
AXLES (FRONT AND REAR).....	10-01	HYDRAULIC SYSTEM INFORMATION .....	20-01
		HYDROSTATIC DRIVE MOTOR.....	30-01
BASIC TROUBLESHOOTING .....	80-01	HYDROSTATIC PUMP .....	30-01
BATTERY.....	60-01	HYDROSTATIC SYSTEM INFORMATION.....	30-01
BOOM ASSEMBLY .....	50-01		
BOOM STOP .....	10-01	INCHING SWITCH .....	60-01
BRAKE LIGHT SWITCH .....	60-01	INNER BOOM .....	50-01
BRAKE VALVE.....	20-01	INSTRUMENT PANEL.....	60-01
BUCKET POSITIONING CYLINDER.....	20-01		
		JOYSTICK .....	20-01
CANOPY.....	50-01	JOYSTICK PANEL.....	50-01
COMPONENTS .....	80-01		
COMPRESSOR .....	80-01	LATERAL OPERATOR RESTRAINT SYSTEM	
CONDENSER .....	80-01	(LORSTM).....	10-01, 60-01
CONVERSIONS .....	SPEC-01	LIFT CYLINDER.....	20-01
		LIFTING AND BLOCKING THE VersaHANDLER ...	10-01
DASH COVERING/STEERING COLUMN COVER	50-01	LIGHTS.....	60-01
DRIVE BOX .....	20-01	LUBRICATION.....	10-01
DRIVESHAFT .....	40-01		
		MACHINE TORQUE SPECIFICATIONS .....	SPEC-01
ELECTRICAL SYSTEM INFORMATION .....	60-01	MAIN RELIEF VALVE .....	20-01
ENGINE AND ENGINE MOUNTS .....	70-01	MUFFLER.....	70-01
ENGINE COMPONENTS AND TESTING .....	70-01		
ENGINE COOLING SYSTEM.....	10-01	OIL COOLER.....	30-01
ENGINE COVER .....	10-01, 50-01	OPERATOR CAB .....	10-01, 50-01
ENGINE/HYDROSTAT ASSEMBLY .....	70-01	OPERATOR SEAT .....	50-01
ENGINE LUBRICATION SYSTEM.....	10-01		
ENGINE SPECIFICATIONS.....	SPEC-01	PARKING BRAKE.....	20-01, 30-01
ENGINE SPEED CONTROL .....	70-01	PEDAL ASSEMBLY .....	60-01
EVAPORATOR/BLOWER UNIT.....	80-01	PIVOT LINK.....	50-01
EXPANSION VALVE .....	80-01	PORT RELIEF VALVES.....	20-01
EXTENSION CYLINDER .....	20-01	PRESSURE REDUCING VALVE.....	20-01
		PRESSURE SWITCH.....	80-01
FAN MOTOR.....	20-01		
FENDER .....	50-01	QUICK TACH.....	50-01
FLOW CONTROL VALVE .....	20-01	QUICK TACH CYLINDER.....	20-01
FLYWHEEL AND HOUSING.....	70-01		
FRAME LEVELING CYLINDER.....	20-01	RADIATOR .....	70-01
FRONT AUXILIARY HYDRAULIC PRESSURE		REAR AXLE .....	40-01
RELEASE VALVE .....	20-01	REAR WEIGHTS.....	50-01
FRONT AXLE .....	40-01	REAR WIPER MOTOR.....	60-01
FRONT AXLE WITH FRAME LEVELING .....	40-01	RECEIVER/DRIER .....	80-01
FRONT WIPER MOTOR.....	60-01	RECONDITIONING THE ENGINE .....	70-01
FUEL SYSTEM.....	10-01	REGULAR MAINTENANCE .....	80-01
FUEL TANK.....	50-01		



Thank you very much  
for your reading.  
Please click here  
to get more information.