

V638



Service Manual

S/N A2ZV11001 & Above (with Cab)
S/N A2ZW11001 & Above (with Canopy)



DOWNLOAD



Dealer Copy -- Not for Resale

MAINTENANCE SAFETY




WARNING

Instructions are necessary before operating or servicing machine. Read and understand the Operation & Maintenance Manual, Operator's Handbook and signs (decals) on machine. Follow warnings and instructions in the manuals when making repairs, adjustments or servicing. Check for correct function after adjustments, repairs or service. Untrained operators and failure to follow instructions can cause injury or death.

W-2003-0903

CORRECT




B-10731a

- Never service the Bobcat VersaHANDLER without instructions.



Safety Alert Symbol: This symbol with a warning statement, means: "Warning, be alert! Your safety is involved!" Carefully read the message that follows.


CORRECT



B-16082

- Cleaning and maintenance are required daily.


WRONG



B-16080

- Disconnecting or loosening any hydraulic tubeline, hose, fitting, component or a part failure can cause boom to drop. Do not go under boom when raised unless supported by an approved boom stop. Replace if damaged.

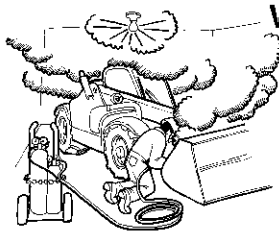
WRONG



B-16079

- Never work on VersaHANDLER with boom up unless boom is held by an approved boom stop. Replace if damaged.
- Never modify equipment or add attachments not approved by Bobcat Company.


WRONG



B-16081

- Have good ventilation when welding or grinding painted parts.
- Wear dust mask when grinding painted parts. Toxic dust and gas can be produced.
- Avoid exhaust fume leaks which can kill without warning. Exhaust system must be tightly sealed.

WRONG



B-16078

- Keep body, jewelry and clothing away from moving parts, electrical contact, hot parts and exhaust.
- Wear eye protection to guard from battery acid, compressed springs, fluids under pressure and flying debris when engines are running or tools are used. Use eye protection approved for type of welding.

WRONG



B-6589

- Lead-acid batteries produce flammable and explosive gases.
- Keep arcs, sparks, flames and lighted tobacco away from batteries.
- Batteries contain acid which burns eyes or skin on contact. Wear protective clothing. If acid contacts body, flush well with water. For eye contact flush well and get immediate medical attention.

Maintenance procedures which are given in the Operation & Maintenance Manual can be performed by the owner/operator without any specific technical training. Maintenance procedures which are **not** in the Operation & Maintenance Manual must be performed **ONLY BY QUALIFIED BOBCAT SERVICE PERSONNEL**. Always use genuine Bobcat replacement parts.

MSW12-0805



Bobcat®

ALPHABETICAL INDEX

ACCUMULATOR	20-01	FUEL SYSTEM.....	10-01
AIR CLEANER	70-01	FUEL TANK.....	50-01
AIR CLEANER SERVICE	10-01		
AIR CONDITIONING SERVICE.....	80-01	GEAR PUMP	20-01
AIR CONDITIONING SYSTEM FLOW	80-01	GENERAL AIR CONDITIONING SERVICE	
AIR INTAKE COWLING	50-01	GUIDELINES.....	80-01
ALTERNATOR.....	60-01		
APPROVED BOOM STOP	10-01	HEATER ASSEMBLY.....	80-01
ATTACHMENT FRAME.....	10-01	HYDRAULIC CONNECTION SPECS	SPEC-01
AXLES (FRONT AND REAR).....	10-01	HYDRAULIC CONTROL VALVE.....	20-01
AXLE AND DIFFERENTIAL (FRONT).....	40-01	HYDRAULIC RESERVOIR.....	20-01
AXLE AND DIFFERENTIAL (REAR)	40-01	HYDRAULIC / HYDROSTATIC FLUID	
AXLE TOE-IN.....	40-01	SPECIFICATIONS.....	SPEC-01
		HYDRAULIC / HYDROSTATIC SYSTEM	10-01
BASIC TROUBLESHOOTING	80-01	HYDRAULIC SYSTEM INFORMATION.....	20-01
BATTERY	60-01	HYDROSTATIC DRIVE MOTOR	30-01
BOOM TRAY	50-01	HYDROSTATIC PUMP	30-01
BRAKE LIGHT SWITCH.....	60-01	HYDROSTATIC SYSTEM INFORMATION	30-01
BRAKE VALVE	20-01		
BUCKET POSITION CYLINDER	20-01	INCHING SWITCH	60-01
		INSTRUMENT PANEL	60-01
CANOPY.....	50-01	INTERMEDIATE BOOM	50-01
CHAIN CHECKING AND ADJUSTING			
PROCEDURE	10-01, 50-01	JOYSTICK.....	20-01
COMPONENTS	80-01	JOYSTICK PANEL	50-01
COMPRESSOR	80-01		
CONDENSER	80-01	LATERAL OPERATOR RESTRAINT SYSTEM	
CONVERSIONS	SPEC-01	(LORS)	10-01, 60-01
		LIFT CYLINDER.....	20-01
DASH COVER/STEERING COLUMN COVER.....	50-01	LIFTING AND BLOCKING THE VERSAHANDLER	10-01
DRIVE BOX	20-01	LIGHTS	60-01
DRIVESHAFT	40-01	LUBRICATION	10-01
ELECTRICAL SYSTEM INFORMATION.....	60-01	MACHINE TORQUE SPECIFICATIONS.....	SPEC-01
END BOOM	50-01	MAIN RELIEF VALVE	20-01
ENGINE AND ENGINE MOUNTS	70-01	MUFFLER.....	70-01
ENGINE COMPONENTS AND TESTING	70-01	OIL COOLER/RADIATOR	30-01, 70-01
ENGINE COOLING SYSTEM.....	10-01	OPERATOR CAB	50-01
ENGINE COVER	10-01, 50-01	OPERATOR CAB/CANOPY.....	10-01
ENGINE/HYDROSTAT ASSEMBLY.....	70-01	OPERATOR SEAT	50-01
ENGINE LUBRICATION SYSTEM	10-01		
ENGINE SPECIFICATIONS	SPEC-01	PARKING BRAKE	20-01, 40-01
ENGINE SPEED CONTROL	70-01	PEDAL ASSEMBLY	60-01
ENGINE TIMING.....	70-01	PIVOT LINK.....	50-01
EVAPORATOR/BLOWER UNIT	80-01	PORT RELIEF VALVES	20-01
EXPANSION VALVE	80-01	PRESSURE SWITCH.....	80-01
EXTENSION CYLINDER	20-01	PRESSURE REDUCING VALVE	20-01
FAN MOTOR	20-01	QUICK-TACH	50-01
FENDER.....	50-01	QUICK TACH CYLINDER	20-01
FIXED BOOM	50-01		
FLOW CONTROL VALVE	20-01		
FRAME LEVELING CYLINDER.....	20-01		
FRAME LEVELING SPEED SWITCH.....	60-01		
FLYWHEEL AND HOUSING	70-01		
FRONT AXLE	40-01		
FRONT WIPER MOTOR	60-01		

Dealer Copy - Not for Resale



Thank you very much
for your reading.
Please click here
to get more information.