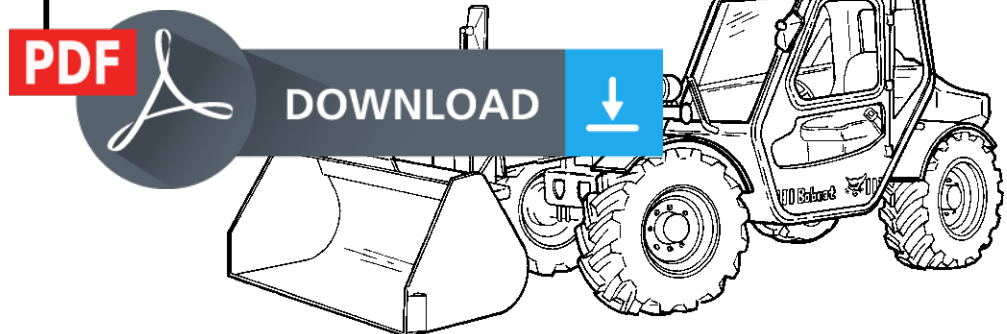


# V723



## Service Manual

S/N 367810501, 367811001 & Above (with Cab)  
S/N 368011001 & Above (with Cab & Frame Leveling)  
S/N 368110501, 368111001 & Above (with Canopy &  
Frame Leveling)



Dealer Copy Not for Resale





# MAINTENANCE SAFETY




## WARNING

Instructions are necessary before operating or servicing machine. Read and understand the Operation & Maintenance Manual, Operator's Handbook and signs (decals) on machine. Follow warnings and instructions in the manuals when making repairs, adjustments or servicing. Check for correct function after adjustments, repairs or service. Untrained operators and failure to follow instructions can cause injury or death.

W-2003-0903

### CORRECT




B-10731a

- ⚠ Never service the Bobcat VersaHANDLER without instructions.



**Safety Alert Symbol:** This symbol with a warning statement, means: "Warning, be alert! Your safety is involved!" Carefully read the message that follows.


### CORRECT



B-16082

- ⚠ Cleaning and maintenance are required daily.


### WRONG



B-16080

- ⚠ Disconnecting or loosening any hydraulic tubeline, hose, fitting, component or a part failure can cause boom to drop. Do not go under boom when raised unless supported by an approved boom stop. Replace if damaged.

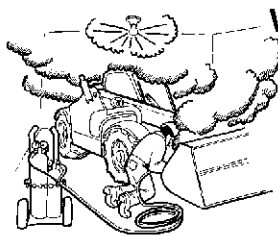
### WRONG



B-16079

- ⚠ Never work on VersaHANDLER with boom up unless boom is held by an approved boom stop. Replace if damaged.
- ⚠ Never modify equipment or add attachments not approved by Bobcat Company.


### WRONG



B-16081

- ⚠ Have good ventilation when welding or grinding painted parts.
- ⚠ Wear dust mask when grinding painted parts. Toxic dust and gas can be produced.
- ⚠ Avoid exhaust fume leaks which can kill without warning. Exhaust system must be tightly sealed.

### WRONG



B-16078

- ⚠ Keep body, jewelry and clothing away from moving parts, electrical contact, hot parts and exhaust.
- ⚠ Wear eye protection to guard from battery acid, compressed springs, fluids under pressure and flying debris when engines are running or tools are used. Use eye protection approved for type of welding.

### WRONG



B-6589

- ⚠ Lead-acid batteries produce flammable and explosive gases.
- ⚠ Keep arcs, sparks, flames and lighted tobacco away from batteries.
- ⚠ Batteries contain acid which burns eyes or skin on contact. Wear protective clothing. If acid contacts body, flush well with water. For eye contact flush well and get immediate medical attention.

Maintenance procedures which are given in the Operation & Maintenance Manual can be performed by the owner/operator without any specific technical training. Maintenance procedures which are **not** in the Operation & Maintenance Manual must be performed **ONLY BY QUALIFIED BOBCAT SERVICE PERSONNEL**. Always use **genuine Bobcat replacement parts**.

MSW12-0805



**Bobcat®**

## ALPHABETICAL INDEX

ACCUMULATOR.....	20-01	DRIVE BOX (FOR 367812001 & ABOVE, S/N 368012001 & ABOVE, S/N 368112001 & ABOVE).....	20-01
AIR CLEANER .....	70-01	DRIVESHAFT .....	40-01
AIR CLEANER SERVICE .....	10-01	ELECTRICAL SYSTEM INFORMATION.....	60-01
AIR CONDITIONING SERVICE.....	80-01	ENGINE AND ENGINE MOUNTS.....	70-01
AIR CONDITIONING SYSTEM FLOW .....	80-01	ENGINE COMPONENTS AND TESTING.....	70-01
AIR INTAKE COWLING .....	50-01	ENGINE COOLING SYSTEM .....	10-01
ALTERNATOR .....	60-01	ENGINE COVER.....	10-01, 50-01
APPROVED BOOM STOP .....	10-01	ENGINE/HYDROSTAT ASSEMBLY .....	70-01
AXLE AND DIFFERENTIAL (FRONT) (FOR S/N 367811001-367812000, S/N 368011001-368012000 AND S/N 368111001-368112000) .....	40-01	ENGINE LUBRICATION SYSTEM .....	10-01
AXLE AND DIFFERENTIAL (FRONT) (FOR S/N 367812001 & ABOVE, S/N 368012001 & ABOVE, S/N 368112001 & ABOVE) .....	40-01	ENGINE SPECIFICATIONS .....	SPEC-01
AXLE AND DIFFERENTIAL (REAR) (FOR S/N 367811001-367812000, S/N 368011001-368012000 AND S/N 368111001-368112000) .....	40-01	ENGINE SPEED CONTROL .....	70-01
AXLE AND DIFFERENTIAL (REAR) (FOR S/N 367812001 & ABOVE, S/N 368012001 & ABOVE, S/N 368112001 & ABOVE) .....	40-01	ENGINE TIMING .....	70-01
AXLES (FRONT AND REAR) (FOR S/N 36781001- 367812000, S/N 368011001-368012000, S/N 368111001-368112000) .....	10-01	EVAPORATOR/BLOWER UNIT .....	80-01
AXLES (FRONT AND REAR) (FOR S/N 368112001 & ABOVE, S/N 368012001 & ABOVE, S/N 368112001 & ABOVE) .....	10-01	EXPANSION VALVE .....	80-01
AXLE PIVOT FRAME (FOR S/N 367811001-367812000, S/N 368011001-368012000 AND S/N 368111001-368112000) .....	40-01	EXTENSION CYLINDER.....	20-01
AXLE TOE-IN (FOR S/N 367811001-367812000, S/N 368011001-368012000, (S/N 368111001-368112000) .....	40-01	FAN MOTOR .....	20-01
AXLE TOE-IN (FOR S/N 367812001 & ABOVE, S/N 368012001 & ABOVE, S/N 368112001 & ABOVE) .....	40-01	FENDER.....	50-01
BASIC TROUBLESHOOTING .....	80-01	FLOW CONTROL VALVE .....	20-01
BATTERY.....	60-01	FRAME LEVELING CYLINDER .....	20-01
BOOM ASSEMBLY .....	50-01	FRAME LEVELING SPEED SWITCH.....	60-01
BRAKE LIGHT SWITCH.....	60-01	FLYWHEEL AND HOUSING .....	70-01
BRAKE VALVE.....	20-01	FRONT AXLE (FOR S/N 367812001 & ABOVE, S/N 368012001 & ABOVE, S/N 368112001 & ABOVE).....	40-01
BUCKET POSITION CYLINDER .....	20-01	FRONT AXLE WITH FRAME LEVELING (FOR 368011001-368012000 AND S/N 368111001-368112000) .....	40-01
CANOPY.....	50-01	FRONT AXLE WITHOUT FRAME LEVELING (FOR 367811001-367812000).....	40-01
COMPONENTS .....	80-01	FRONT WIPER MOTOR .....	60-01
COMPRESSOR .....	80-01	FUEL SYSTEM.....	10-01
CONDENSER .....	80-01	FUEL TANK .....	50-01
CONVERSIONS .....	SPEC-01	GEAR PUMP .....	20-01
DASH COVER/STEERING COLUMN COVER.....	50-01	GENERAL AIR CONDITIONING SERVICE GUIDELINES.....	80-01
DRIVE BOX (FOR 367811001-367812000, S/N 368011001-368012000) AND S/N 368111001-368112000) .....	20-01	HEATER ASSEMBLY .....	80-01
		HYDRAULIC CONNECTION SPECS .....	SPEC-01
		HYDRAULIC CONTROL VALVE .....	20-01
		HYDRAULIC RESERVOIR.....	20-01
		HYDRAULIC / HYDROSTATIC FLUID SPECIFICATIONS.....	SPEC-01
		HYDRAULIC / HYDROSTATIC SYSTEM.....	10-01
		HYDRAULIC SYSTEM INFORMATION.....	20-01
		HYDROSTATIC DRIVE MOTOR .....	30-01
		HYDROSTATIC PUMP .....	30-01
		HYDROSTATIC SYSTEM INFORMATION .....	30-01
		INCHING SWITCH .....	60-01
		INNER BOOM .....	50-01
		INSTRUMENT PANEL.....	60-01

Dealer Copy -- Not for Resale



Thank you very much  
for your reading.  
Please click here  
to get more information.