




Bobcat®

Service Manual S220 Skid-Steer Loader

S/N 530711001 & Above
S/N 530811001 & Above



Dealer Copy -- Not for Resale

EQUIPPED WITH
BOBCAT INTERLOCK
CONTROL SYSTEM (BICS™)



MAINTENANCE SAFETY



WARNING

Instructions are necessary before operating or servicing machine. Read and understand the Operation & Maintenance Manual, Operator's Handbook and signs (decals) on machine. Follow warnings and instructions in the manuals when making repairs, adjustments or servicing. Check for correct function after adjustments, repairs or service. Untrained operators and failure to follow instructions can cause injury or death.

W-2003-0903



Safety Alert Symbol: This symbol with a warning statement, means: "Warning, be alert! Your safety is involved!" Carefully read the message that follows.

CORRECT




B-10731a



Never service the Bobcat Skid-Steer Loader without instructions.

CORRECT




B-15590



Use the correct procedure to lift or lower operator cab.

CORRECT




B-15591



Cleaning and maintenance are required daily.

WRONG



B-15592



Have good ventilation when welding or grinding painted parts.




Wear dust mask when grinding painted parts. Toxic dust and gas can be produced.



Avoid exhaust fume leaks which can kill without warning. Exhaust system must be tightly sealed.

WRONG




B-15593



Disconnecting or loosening any hydraulic tubeline, hose, fitting, component or a part failure can cause lift arms to drop. Do not go under lift arms when raised unless supported by an approved lift arm support device. Replace it if damaged.

WRONG



B-15599




Never work on loader with lift arms up unless lift arms are held by an approved lift arm support device. Replace if damaged.



Never modify equipment or add attachments not approved by Bobcat Company.

WRONG



B-15600



Stop, cool and clean engine of flammable materials before checking fluids.



Never service or adjust loader with the engine running unless instructed to do so in the manual.




Avoid contact with leaking hydraulic fluid or diesel fuel under pressure. It can penetrate the skin or eyes.



Never fill fuel tank with engine running, while smoking or when near open flame.

WRONG



B-15601



Keep body, jewelry and clothing away from moving parts, electrical contact, hot parts and exhaust.



Wear eye protection to guard from battery acid, compressed springs, fluids under pressure and flying debris when engines are running or tools are used. Use eye protection approved for type of welding.



Keep rear door closed except for service. Close and latch door before operating the loader.

WRONG



B-6589



Lead-acid batteries produce flammable and explosive gases.



Keep arcs, sparks, flames and lighted tobacco away from batteries.



Batteries contain acid which burns eyes or skin on contact. Wear protective clothing. If acid contacts body, flush well with water. For eye contact flush well and get immediate medical attention.

Maintenance procedures which are given in the Operation & Maintenance Manual can be performed by the owner/operator without any specific technical training. Maintenance procedures which are **not** in the Operation & Maintenance Manual must be performed **ONLY BY QUALIFIED BOBCAT SERVICE PERSONNEL**. Always use genuine Bobcat replacement parts. The Service Safety Training Course is available from your Bobcat dealer.

MSW08-0805

Dealer Copy -- Not for Resale



Bobcat®

ALPHABETICAL INDEX

ACCESS PANEL (INSIDE)	50-01	EXPANSION VALVE	80-01
ACCESS PANEL (INSIDE) (SJC)	50-01	FINAL DRIVE TRANSMISSION (CHAINCASE) .	10-01
AIR CLEANER	70-01	FLYWHEEL AND HOUSING	70-01
AIR CLEANER SERVICE	10-01	FLYWHEEL RPM SENSOR	60-01
AIR CONDITIONING SYSTEM FLOW	80-01	FRONT AUXILIARY HYD. COUPLER BLOCK	20-01
ALTERNATOR	60-01	FUEL SYSTEM.....	10-01, 70-01
BACK UP ALARM SYSTEM	60-01	FUEL TANK	50-01
BATTERY	60-01	HEATER COIL.....	80-01
BLOWER FAN	80-01	HEATER VALVE	80-01
BOBCAT CONTROLLER (ACS)	60-01	HYDRAULIC CONNECTION SPECS	SPEC-01
BOBCAT CONTROLLER (MAIN).....	60-01	HYDRAULIC CONTROL VALVE (ACS) OR (SJC)..	20-01
BOBCAT CONTROLLER (SJC) (DRIVE)	60-01	HYDRAULIC CONTROL VALVE (STANDARD)	20-01
BOBCAT INTERLOCK CONTROL		HYDRAULIC FLUID RESERVOIR	20-01
SYSTEM (BICS)	60-01	HYDRAULIC FLUID SPECIFICATIONS.....	SPEC-01
BOB-TACH (HAND LEVER)	10-01, 50-01	HYDRAULIC / HYDROSTATIC FILTERS	20-01
BOB-TACH (POWER) BLOCK	20-01	HYDRAULIC / HYDROSTATIC SYSTEM.....	10-01
BOB-TACH (POWER- OPTION)	10-01, 50-01	HYDRAULIC PUMP (STANDARD) (HIGH FLOW)..	20-01
BRAKE	40-01	HYDRAULIC PUMP (STANDARD)	20-01
BRAKE (TWO-SPEED).....	40-01	HYDRAULIC PUMP (SJC) (HIGH FLOW).....	20-01
BUCKET POSITION VALVE	20-01	HYDRAULIC PUMP (SJC)	20-01
CAB DOOR.....	50-01	HYDRAULIC SYSTEM INFORMATION	20-01
CALIBRATION	60-01	HYDROSTATIC MOTOR	30-01
CAMSHAFT AND TIMING GEARS.....	70-01	HYDROSTATIC MOTOR (TWO-SPEED)	30-01
CASE DRAIN FILTER.....	30-01	HYDROSTATIC MOTOR CARRIER.....	30-01
CHAINCASE	40-01	HYDROSTATIC MOTOR CARRIER (SJC).....	30-01
CHARGE PRESSURE.....	30-01	HYDROSTATIC PUMP	30-01
COMPRESSOR	80-01	HYDROSTATIC PUMP (SJC)	30-01
CONDENSER	80-01	HYDROSTATIC SYSTEM INFORMATION	30-01
CONTROL HANDLE / LEVER.....	50-01	INSTRUMENT PANELS	60-01
CONTROL HANDLE / LEVER (ACS)	50-01	JOYSTICK CONTROL	50-01
CONTROL PANEL.....	50-01	LIFT ARMS.....	50-01
CONTROL PANEL SETUP	60-01	LIFT ARM BYPASS CONTROL VALVE	20-01
CONTROL PANEL (SJC).....	50-01	LIFT ARM SUPPORT DEVICE	10-01
CONTROL PEDALS (ACS)	50-01	LIFTING AND BLOCKING THE LOADER.....	10-01
CONTROL PEDALS AND LINKAGES.....	50-01	LIGHTS	60-01
CONTROL SYSTEM (ACS).....	60-01	(S220) LOADER SPECIFICATIONS	SPEC-01
CONVERSIONS	SPEC-01	LOADER STORAGE AND RETURN TO SERVICE	10-01
CRANKSHAFT AND PISTONS	70-01	LUBRICATION SYSTEM.....	70-01
CYLINDER HEAD.....	70-01	LUBRICATING THE LOADER.....	10-01
CYLINDER (LIFT)	20-01	MAIN RELIEF VALVE	20-01
CYLINDER (BOB-TACH)	20-01	MAINTENANCE CLOCK.....	60-01
CYLINDER (TILT)	20-01	MUFFLER.....	70-01
DIAGNOSTICS SERVICE CODES	60-01	OIL COOLER.....	20-01
DRIVE BELT	30-01	OPERATOR CAB	10-01, 50-01
DRIVE COMPONENTS	40-01	OPERATOR SEAT	50-01
ELECTRICAL / HYDRAULIC CONTROLS	60-01	OPERATOR SEAT (SUSPENSION).....	50-01
ELECTRICAL/HYDRAULIC CONTROLS (SJC).....	60-01	PASSWORD SETUP (IF EQUIPPED WITH KEYLESS	
ELECTRICAL SYSTEM INFORMATION	60-01	START)	60-01
ENGINE COOLING SYSTEM.....	10-01, 70-01	PIVOT PINS	10-01
ENGINE INFORMATION	70-01		
ENGINE LUBRICATION SYSTEM.....	10-01		
ENGINE SPEED CONTROL	70-01		
ENGINE SPEED CONTROL (SJC)	70-01		
EVAPORATOR.....	80-01		
EVAPORATOR / HEATER UNIT	80-01		

Dealer Copy -- Not for Resale



Thank you very much
for your reading.
Please click here
to get more information.