

S220

TURBO

S220

TURBO

HIGH FLOW



Bobcat®

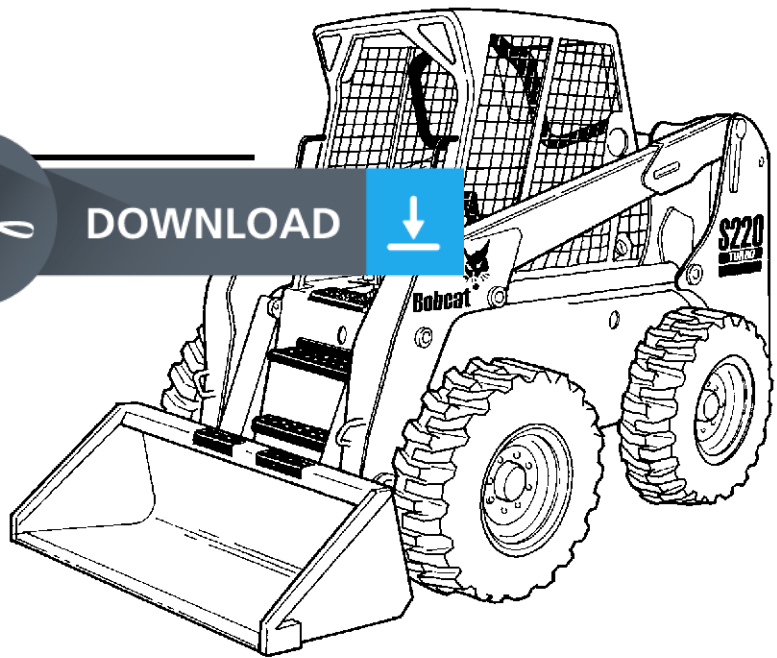
Service Manual

S/N 526211001 & Above
S/N 526311001 & Above

PDF



DOWNLOAD



EQUIPPED WITH
BOBCAT INTERLOCK
CONTROL SYSTEM (BICS™)

6902722 (2-06)

1 of 1074



Printed in U.S.A.

© Bobcat Company 2006

Dealer Copy -- Not for Resale

MAINTENANCE SAFETY



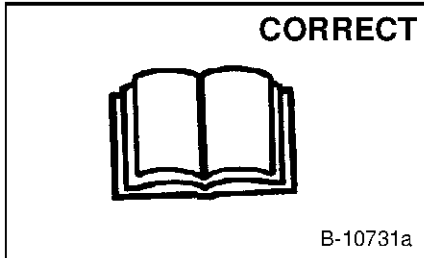
WARNING

Instructions are necessary before operating or servicing machine. Read and understand the Operation & Maintenance Manual, Operator's Handbook and signs (decals) on machine. Follow warnings and instructions in the manuals when making repairs, adjustments or servicing. Check for correct function after adjustments, repairs or service. Untrained operators and failure to follow instructions can cause injury or death.

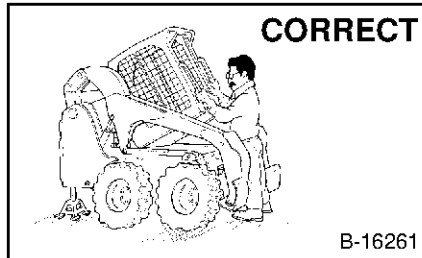
W-2003-0903




Safety Alert Symbol: This symbol with a warning statement, means: "Warning, be alert! Your safety is involved!" Carefully read the message that follows.




Never service the Bobcat Skid-Steer Loader without instructions.



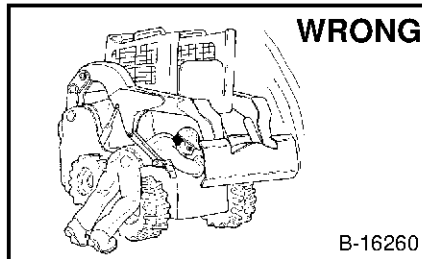
Use the correct procedure to lift or lower operator cab.



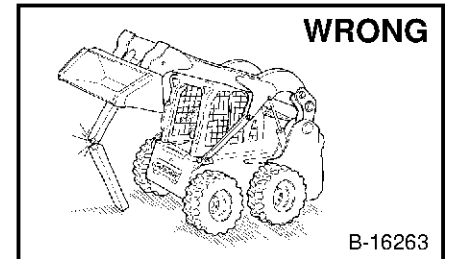
Cleaning and maintenance are required daily.




- Have good ventilation when welding or grinding painted parts.
- Wear dust mask when grinding painted parts. Toxic dust and gas can be produced.
- Avoid exhaust fume leaks which can kill without warning. Exhaust system must be tightly sealed.



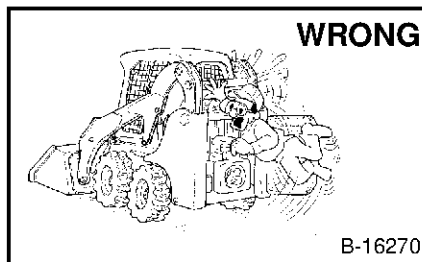
Disconnecting or loosening any hydraulic tubeline, hose, fitting, component or a part failure can cause lift arms to drop. Do not go under lift arms when raised unless supported by an approved lift arm support device. Replace it if damaged.



- Never work on loader with lift arms up unless lift arms are held by an approved lift arm support device. Replace if damaged.
- Never modify equipment or add attachments not approved by Bobcat Company.



- Stop, cool and clean engine of flammable materials before checking fluids.
- Never service or adjust loader with the engine running unless instructed to do so in the manual.
- Avoid contact with leaking hydraulic fluid or diesel fuel under pressure. It can penetrate the skin or eyes.
- Never fill fuel tank with engine running, while smoking or when near open flame.



- Keep body, jewelry and clothing away from moving parts, electrical contact, hot parts and exhaust.
- Wear eye protection to guard from battery acid, compressed springs, fluids under pressure and flying debris when engines are running or tools are used. Use eye protection approved for type of welding.
- Keep rear door closed except for service. Close and latch door before operating the loader.



- Lead-acid batteries produce flammable and explosive gases.
- Keep arcs, sparks, flames and lighted tobacco away from batteries.
- Batteries contain acid which burns eyes or skin on contact. Wear protective clothing. If acid contacts body, flush well with water. For eye contact flush well and get immediate medical attention.

Maintenance procedures which are given in the Operation & Maintenance Manual can be performed by the owner/operator without any specific technical training. Maintenance procedures which are **not** in the Operation & Maintenance Manual must be performed **ONLY BY QUALIFIED BOBCAT SERVICE PERSONNEL**. Always use genuine Bobcat replacement parts. The Service Safety Training Course is available from your Bobcat dealer.

MSW14-0805

Dealer Copy -- Not for Resale



Bobcat®

ALPHABETICAL INDEX

ADVANCED CONTROL SYSTEM (ACS)	60-01	ENGINE SPEED CONTROL	70-01
AIR CLEANER	70-01	ENGINE SPEED CONTROL	
AIR CLEANER SERVICE	10-01	(SELECTABLE JOYSTICK CONTROL) (SJC)	70-01
AIR CONDITIONING SERVICE	80-01	EVAPORATOR	80-01
AIR CONDITIONING SYSTEM FLOW	80-01	EVAPORATOR/HEATER UNIT	80-01
ALTERNATOR	60-01	EXPANSION VALVE	80-01
BASIC TROUBLESHOOTING	80-01	FAN GEARBOX	10-01
BATTERY	60-01	FINAL DRIVE TRANSMISSION (CHAINCASE) ..	10-01
BICS™ SYSTEM	60-01	FLYWHEEL AND HOUSING	70-01
BLOWER FAN	80-01	FLYWHEEL RPM SENSOR	60-01
BOBCAT INTERLOCK		FRONT AUXILIARY HYD. COUPLER BLOCK	20-01
CONTROL SYSTEM (BICS™)	60-01	FUEL SYSTEM	10-01
BOB-TACH	10-01, 50-01	FUEL TANK	50-01
BRAKE	40-01		
BRAKE (TWO-SPEED)	40-01	GENERAL AIR CONDITIONING SERVICE	
BUCKET POSITION VALVE	20-01	GUIDELINES	80-01
CALIBRATION	60-01	HEATER COIL	80-01
CHAINCASE	40-01	HEATER VALVE	80-01
CHARGE PRESSURE	30-01	HYDRAULIC CONNECTION SPECS	SPEC-01
COMPONENTS	80-01	HYDRAULIC CONTROL VALVE (1 PIECE CASTING)	
COMPRESSOR	80-01	(ADVANCED CONTROL SYSTEM) (ACS)	20-01
CONDENSER	80-01	HYDRAULIC CONTROL VALVE (2 PIECE CASTING)	
CONTROL HANDLE	50-01	(ADVANCED CONTROL SYSTEM) (ACS)	20-01
CONTROL HANDLE (ADVANCED CONTROL SYSTEM)		HYDRAULIC CONTROL VALVE (1 PIECE CASTING)	
(ACS) SELECTABLE HAND/FOOT CONTROL	50-01	(FOOT CONTROL)	20-01
CONTROL HANDLE		HYDRAULIC CONTROL VALVE (2 PIECE CASTING)	
(SELECTABLE JOYSTICK CONTROL) (SJC)	50-01	(FOOT CONTROL)	20-01
CONTROL PANEL		HYDRAULIC CONTROL VALVE (1 PIECE CASTING)	
(NON-ADJUSTABLE PINTLES)	50-01	(SELECTABLE JOYSTICK CONTROL) (SJC)	20-01
CONTROL PANEL (ADJUSTABLE PINTLES)	50-01	HYDRAULIC CONTROL VALVE (2 PIECE CASTING)	
CONTROL PANEL		(SELECTABLE JOYSTICK CONTROL) (SJC)	20-01
(SELECTABLE JOYSTICK CONTROL) (SJC)	50-01	HYDRAULIC FLUID RESERVOIR	20-01
CONTROL PEDALS	50-01	HYDRAULIC/HYDROSTATIC	
CONTROL PEDALS (ACS)	50-01	FLUID SPECIFICATIONS	SPEC-01
CONTROLLER (BOBCAT)	60-01	HYDRAULIC/HYDROSTATIC FILTER	20-01
CONTROLLER (SELECTABLE		HYDRAULIC/HYDROSTATIC SYSTEM	10-01
JOYSTICK CONTROL) (SJC)	60-01	HYDRAULIC PUMP	20-01
CONVERSIONS	SPEC-01	HYDRAULIC PUMP	
COOLING FAN	70-01	(SELECTABLE JOYSTICK CONTROL) (SJC)	20-01
CYLINDER (LIFT)	20-01	HYDRAULIC PUMP (CHARGE)	20-01
CYLINDER (POWER BOB-TACH)	20-01	HYDRAULIC PUMP (HI FLOW)	20-01
CYLINDER (TILT)	20-01	HYDRAULIC PUMP (HI FLOW)	
DIAGNOSTICS SERVICE CODE	60-01	(SELECTABLE JOYSTICK CONTROL) (SJC)	20-01
DRIVE BELT	30-01	HYDRAULIC SYSTEM INFORMATION	20-01
DRIVE COMPONENTS	40-01	HYDROSTATIC MOTOR	30-01
ELECTRICAL/HYDRAULIC CONTROLS		HYDROSTATIC MOTOR (TWO SPEED)	30-01
REFERENCE	60-01	HYDROSTATIC MOTOR CARRIER	30-01
ELECTRICAL/HYDRAULIC CONTROLS		HYDROSTATIC MOTOR CARRIER	
REFERENCE (SELECTABLE JOYSTICK		(SELECTABLE JOYSTICK CONTROL) (SJC)	30-01
CONTROL) (SJC)	60-01	HYDROSTATIC PUMP	30-01
ELECTRICAL SYSTEM INFORMATION	60-01	HYDROSTATIC PUMP	
ENGINE	70-01	(SELECTABLE JOYSTICK CONTROL) (SJC)	30-01
ENGINE COOLING SYSTEM	10-01	HYDROSTATIC SYSTEM INFORMATION	30-01
ENGINE LUBRICATION SYSTEM	10-01		
ENGINE SPECIFICATIONS	SPEC-01		

Dealer Copy -- Not for Resale



Thank you very much
for your reading.
Please click here
to get more information.