

337
341



Bobcat®

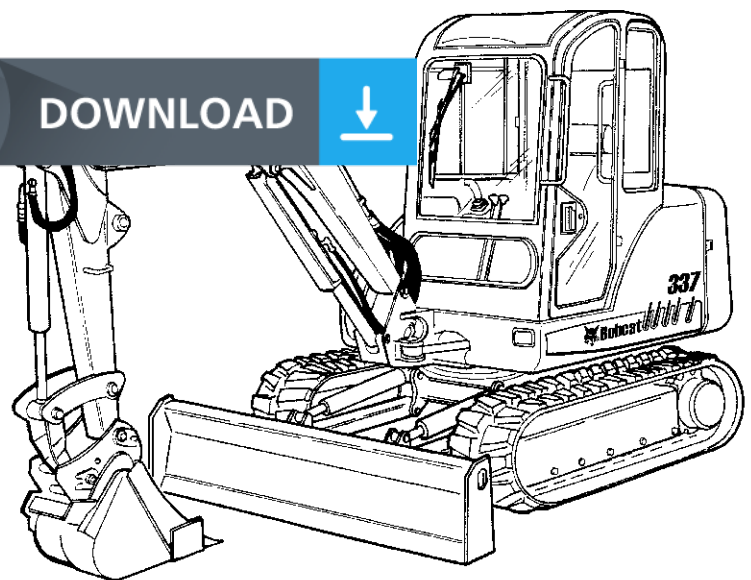
Service Manual

337 - S/N 234611001 & Above
341 - S/N 234711001 & Above
(G Series)

PDF



DOWNLOAD



Dealer Copy -- Not for Resale

MAINTENANCE SAFETY




WARNING

Instructions are necessary before operating or servicing machine. Read and understand the Operation & Maintenance Manual, Operator's Handbook and signs (decals) on machine. Follow warnings and instructions in the manuals when making repairs, adjustments or servicing. Check for correct function after adjustments, repairs or service. Untrained operators and failure to follow instructions can cause injury or death.


W-2003-0807




Safety Alert Symbol: This symbol with a warning statement, means: "Warning, be alert! Your safety is involved!" Carefully read the message that follows.




⚠ Never service the Bobcat Excavator without instructions.



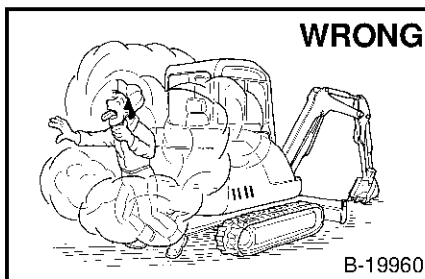
⚠ Use the correct procedure to lift and support the excavator.




⚠ Cleaning and maintenance are required daily.



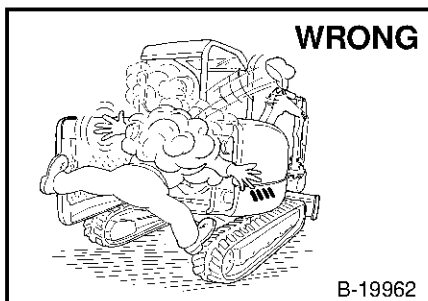
⚠ Have good ventilation when welding or grinding painted parts.
⚠ Wear dust mask when grinding painted parts. Toxic dust and gas can be produced.



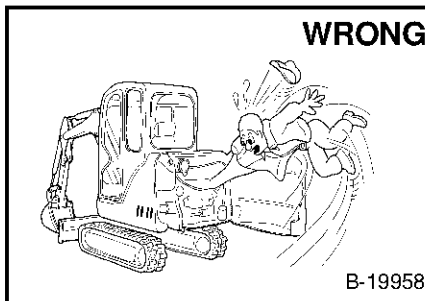
⚠ Vent exhaust to outside when engine must be run for service.
⚠ Exhaust system must be tightly sealed. Exhaust fumes can kill without warning.




⚠ Always lower the bucket and blade to the ground before doing any maintenance.
⚠ Never modify equipment or add attachments not approved by Bobcat Company.



⚠ Stop, cool and clean engine of flammable materials before checking fluids.
⚠ Never service or adjust machine with the engine running unless instructed to do so in the manual.
⚠ Avoid contact with leaking hydraulic fluid or diesel fuel under pressure. It can penetrate the skin or eyes.
⚠ Never fill fuel tank with engine running, while smoking, or when near open flame.



⚠ Keep body, jewelry and clothing away from moving parts, electrical contact, hot parts and exhaust.
⚠ Wear eye protection to guard from battery acid, compressed springs, fluids under pressure and flying debris when engines are running or tools are used. Use eye protections approved for type of welding.
⚠ Keep tailgate closed except for service. Close and latch tailgate before operating the excavator.



⚠ Lead-acid batteries produce flammable and explosive gases.
⚠ Keep arcs, sparks, flames and lighted tobacco away from batteries.
⚠ Batteries contain acid which burns eyes or skin on contact.
⚠ Wear protective clothing. If acid contacts body, flush well with water. For eye contact flush well and get immediate medical attention.

Maintenance procedures which are given in the Operation & Maintenance Manual can be performed by the owner/operator without any specific technical training. Maintenance procedures which are **not** in the Operation & Maintenance Manual must be performed **ONLY BY QUALIFIED BOBCAT SERVICE PERSONNEL**. Always use genuine Bobcat replacement parts. The Service Safety Training Course is available from your Bobcat dealer.

MSW28-0409

Dealer Copy -- Not for Resale



Bobcat®

ALPHABETICAL INDEX

AIR CLEANER	10-01, 60-01	EVAPORATOR/HEATER UNIT.....	70-01
AIR CONDITIONING SERVICE.....	70-01	EXPANSION VALVE.....	70-01
AIR CONDITIONING SYSTEM FLOW	70-01	FLOORMAT AND FLOOR PLATE.....	40-01
ALTERNATOR	50-01	FUEL, COOLANT AND LUBRICANTS	SPEC-01
ARM	40-01	FUEL LEVEL SENDER	50-01
ARM CYLINDER	20-01	FUEL SYSTEM.....	10-01
BASIC TROUBLESHOOTING	70-01	FUEL TANK	40-01
BATTERY.....	50-01	GENERAL AIR CONDITIONING SERVICE	
BLADE	30-01	GUIDELINES.....	70-01
BLADE CONTROL.....	40-01	HEATER/AC FAN	70-01
BLADE CYLINDER.....	20-01	HEATER AIR FILTER	10-01
BOOM.....	40-01	HEATER COIL.....	70-01
BOOM CYLINDER.....	20-01	HEATER VALVE	70-01
BOOM SWING CYLINDER.....	20-01	HORN	40-01
BOOM SWING LOCK VALVE.....	20-01	HYDRAULIC CONNECTION SPECIFICATIONS... SPEC-01	
BUCKET	40-01	HYDRAULIC CONTROL VALVE	20-01
BUCKET CYLINDER.....	20-01	HYDRAULIC FILTER MOUNT.....	20-01
BUILD UP VALVE	20-01	HYDRAULIC FLUID SPECIFICATIONS..... SPEC-01	
CAB.....	40-01	HYDRAULIC PUMP	20-01
CASE DRAIN FILTER MOUNT	20-01	HYDRAULIC PUMP START UP	20-01
CLAMP	40-01	HYDRAULIC RESERVOIR.....	20-01
CLAMP CYLINDER	20-01	HYDRAULIC SYSTEM	10-01
COMPONENTS	70-01	HYDRAULIC SYSTEM INFORMATION	20-01
COMPRESSOR	70-01	HYDRAULIC X-CHANGE VALVE	20-01
CONDENSOR.....	70-01	LEFT CONSOLE	40-01
CONTROL LINKAGE ASSEMBLY.....	40-01	LEFT CONTROL LEVER (JOYSTICK)	20-01
CONTROL PATTERN SELECTOR VALVE.....	20-01	LIFTING AND BLOCKING THE EXCAVATOR	10-01
CONVERSIONS	SPEC-01	LIFTING THE EXCAVATOR	10-01
COOLING SYSTEM.....	10-01	LIGHTS.....	50-01
CROSSPORT RELIEF VALVE.....	20-01	LUBRICATION OF THE EXCAVATOR	10-01
DELUXE INSTRUMENT PANEL SETUP.....	50-01	MAIN RELIEF VALVE	20-01
DIAGNOSTICS SERVICE CODE	50-01	MANIFOLD ASSEMBLY/ACCUMULATOR	20-01
DIRECT TO TANK VALVE	20-01	MUFFLER.....	60-01
DUAL SEQUENCE VALVE	20-01	OIL COOLER.....	20-01
ELECTRICAL SYSTEM INFORMATION	50-01	OPERATOR CAB	10-01
ENGINE	60-01	PORT RELIEF VALVES.....	20-01
ENGINE ACCESSORY DRIVE BELT	10-01	PRESSURE REDUCING VALVE.....	20-01
ENGINE COMPONENTS AND TESTING	60-01	PRESSURE RELIEF VALVE	70-01
ENGINE FLYWHEEL	60-01	PRESSURE SWITCH.....	70-01
ENGINE LUBRICATION SYSTEM.....	10-01		
ENGINE SPECIFICATIONS.....	SPEC-01		
ENGINE SPEED CONTROL	40-01		
EVAPORATOR.....	70-01		

Dealer Copy -- Not for Resale

Continued On Next Page



Thank you very much
for your reading.
Please click here
to get more information.